

# START



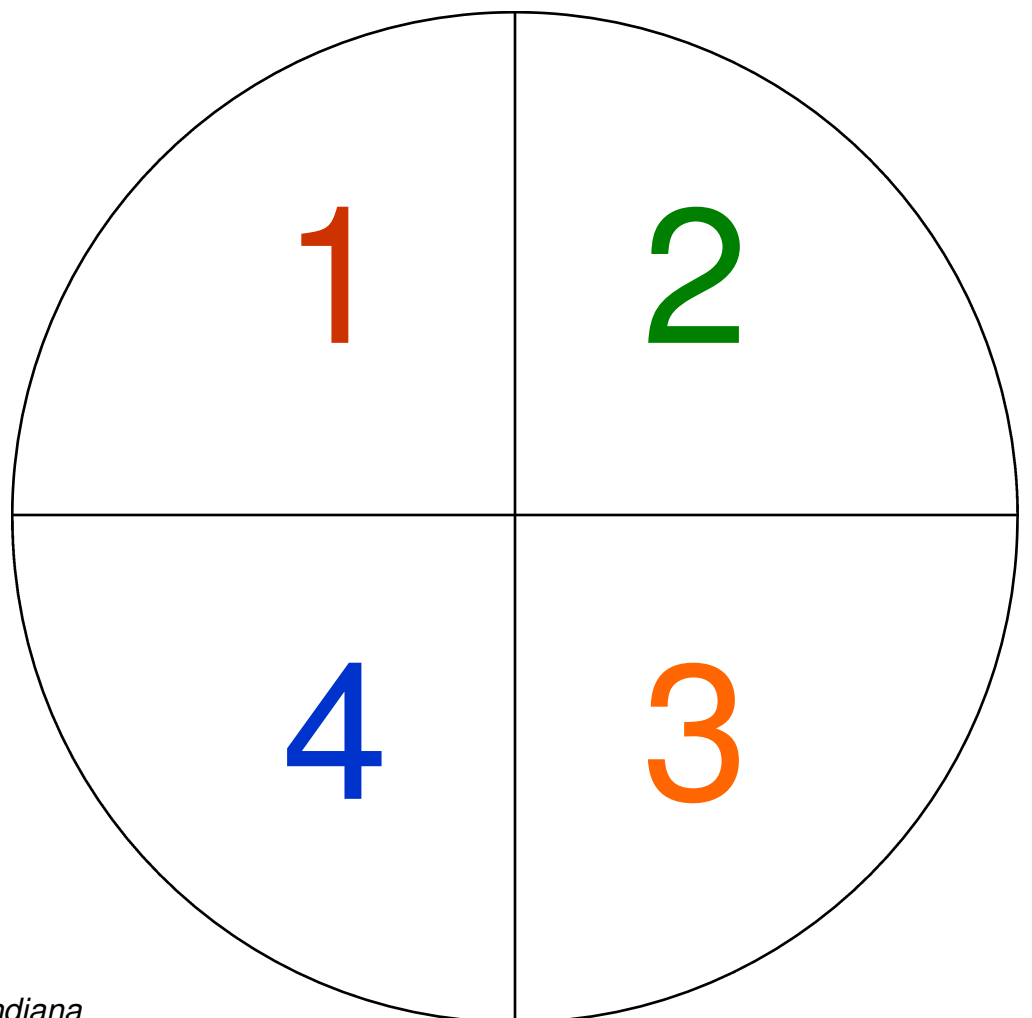
## Healthy Water Hopscotch

**How to play:** Start with 15 tokens (pollution)

**Spin the spinner once at your stop and move the number of spaces indicated on the spinner.**


**Follow the directions on the sign. Some spaces require you to collect pollution (tokens) in your cup. Others require you to remove or clean up pollution (tokens) from your cup.**

**See how many pollutants (tokens) you have in your cup at the end of the game!**



*Designed by Susan M. Schultz and Jennifer Smidebush—Indiana*

**Activity adapted from:**



# Snowmelt causes erosion



Photo courtesy of [www.geology.wisc.edu/~landers/QuatWebSite/](http://www.geology.wisc.edu/~landers/QuatWebSite/)

## Add 1 token to your cup

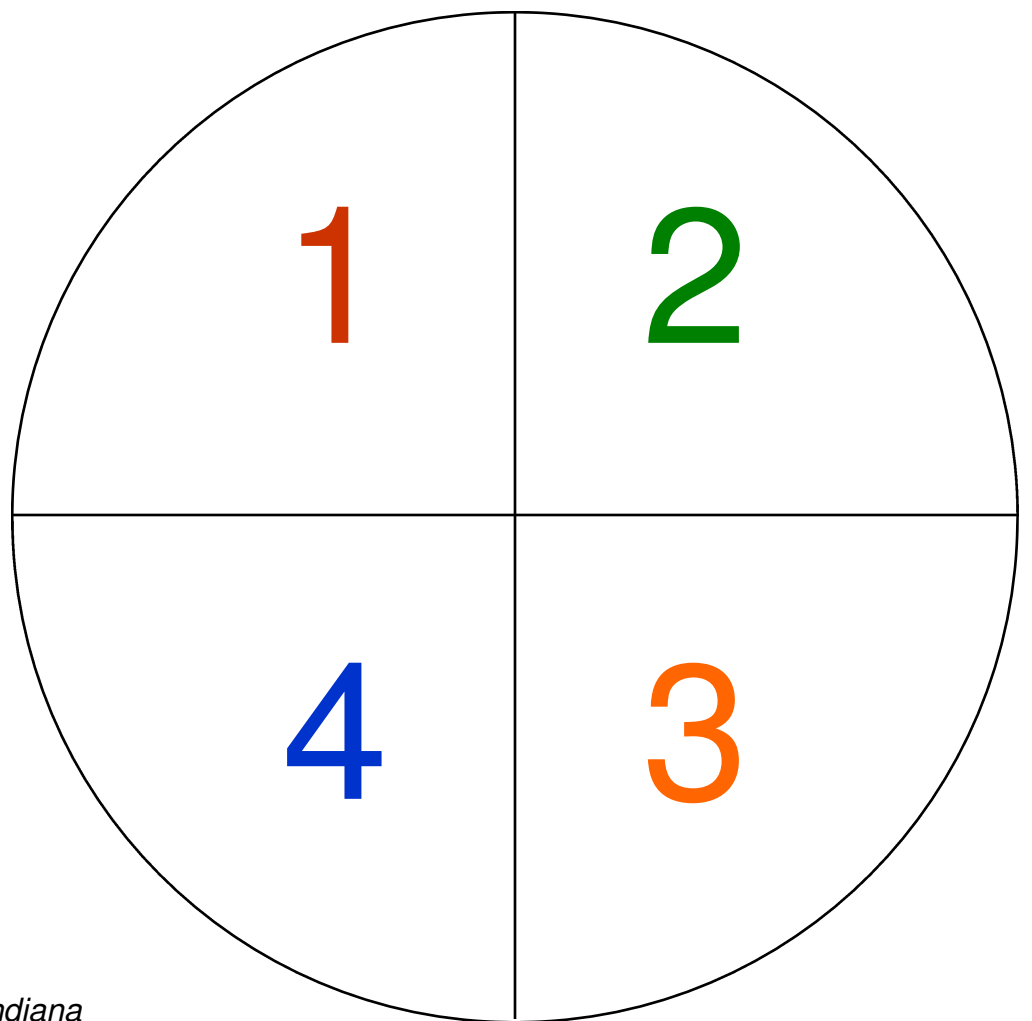
### Healthy Water Hopscotch

#### How to play:

Spin the spinner once at your stop and move the number of spaces indicated on the spinner.


Follow the directions on the sign. Some spaces require you to collect pollution (tokens) in your cup. Others require you to remove or clean up pollution (tokens).

See how many pollutants (tokens) you have in your cup at the end of the game!



*Designed by Susan M. Schultz and Jennifer Smidebush—Indiana*

### Activity adapted from:





# Erosion from logging road



Photo courtesy of USDA NRCS

## Add 2 tokens to your cup

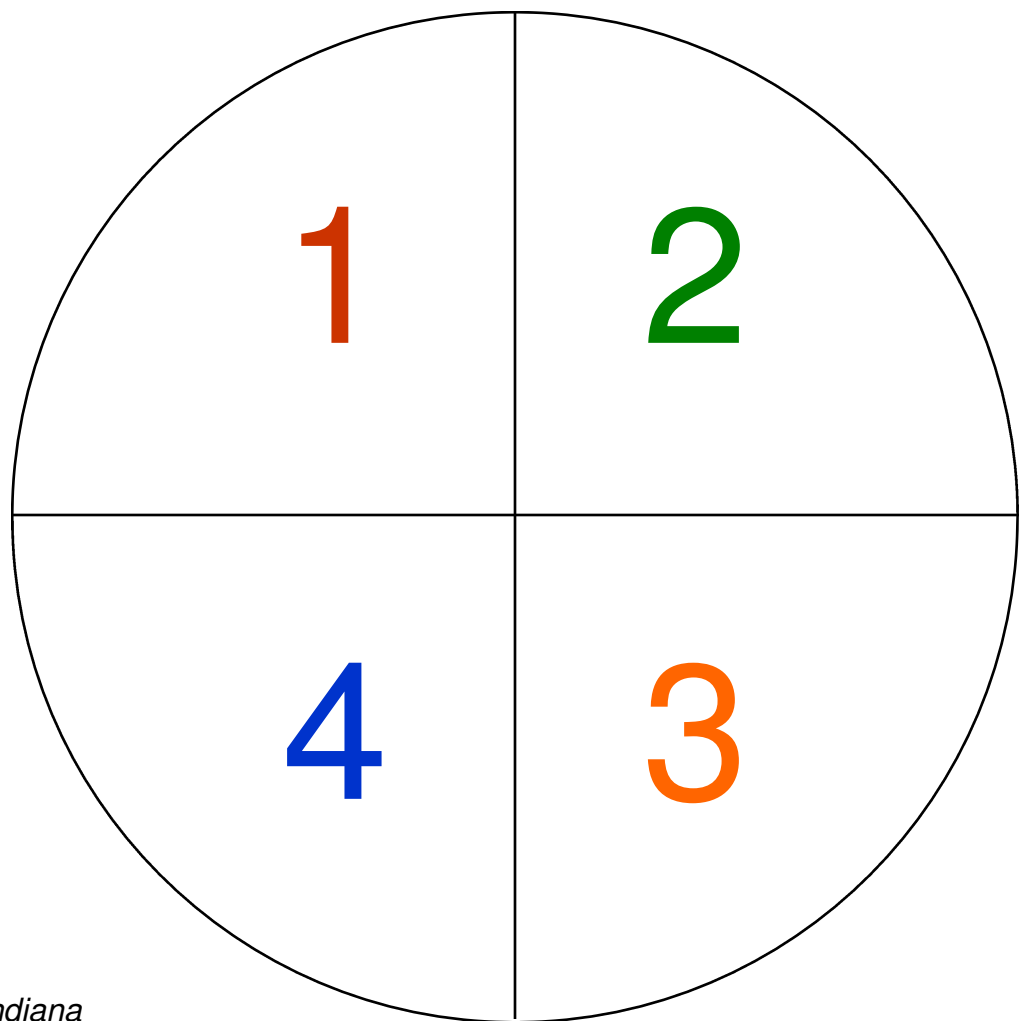
### Healthy Water Hopscotch

#### How to play:

Spin the spinner once at your stop and move the number of spaces indicated on the spinner.


Follow the directions on the sign. Some spaces require you to collect pollution (tokens) in your cup. Others require you to remove or clean up pollution (tokens).

See how many pollutants (tokens) you have in your cup at the end of the game!



*Designed by Susan M. Schultz and Jennifer Smidebush—Indiana*

### Activity adapted from:



# Spring runoff carries you quickly



Photo courtesy of USDA NRCS

## Spin again and move

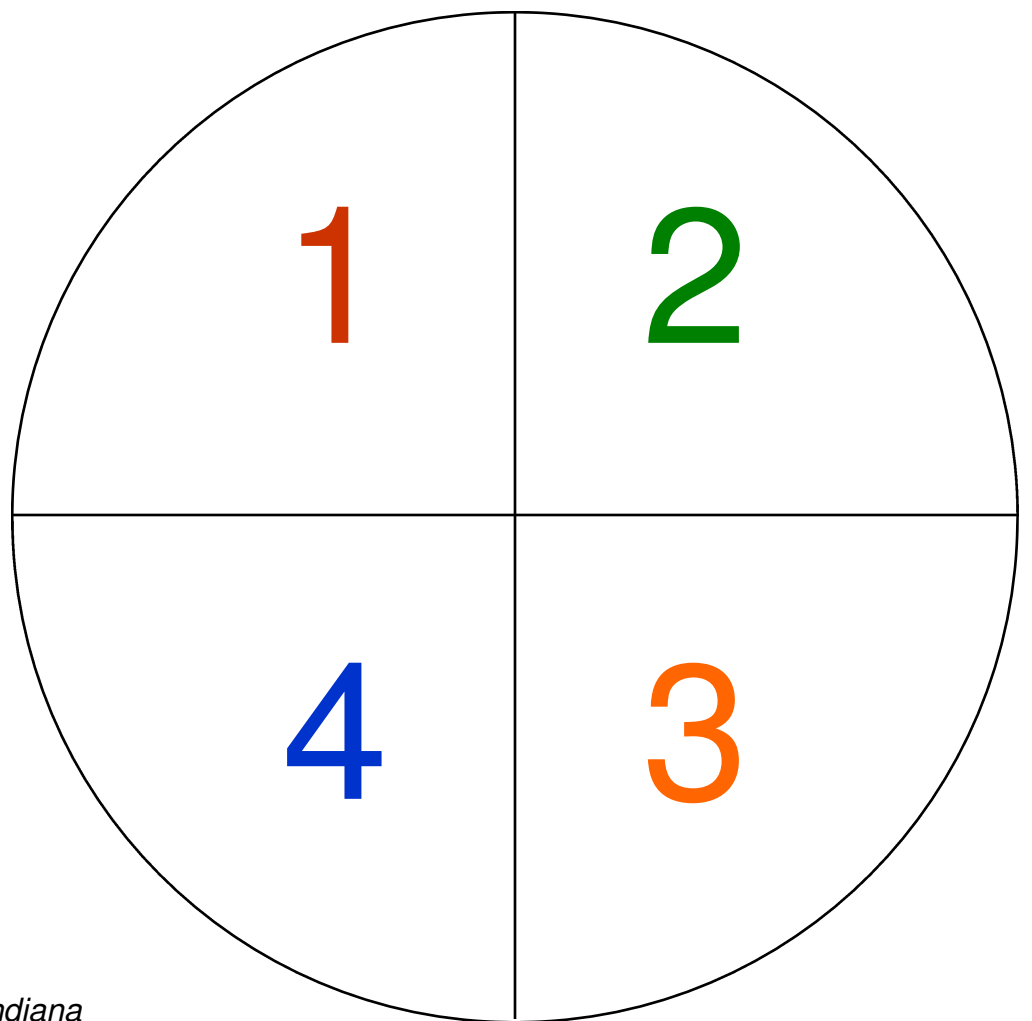
### Healthy Water Hopscotch

#### How to play:

**Spin the spinner once at your stop and move the number of spaces indicated on the spinner.**

**Follow the directions on the sign. Some spaces require you to collect pollution (tokens) in your cup. Others require you to remove or clean up pollution (tokens).**

**See how many pollutants (tokens) you have in your cup at the end of the game!**



*Designed by Susan M. Schultz and Jennifer Smidebush—Indiana*

### Activity adapted from:





# Forest fire leaves bare slopes causing erosion



Photo courtesy of USDA NRCS

## Add 2 tokens to your cup

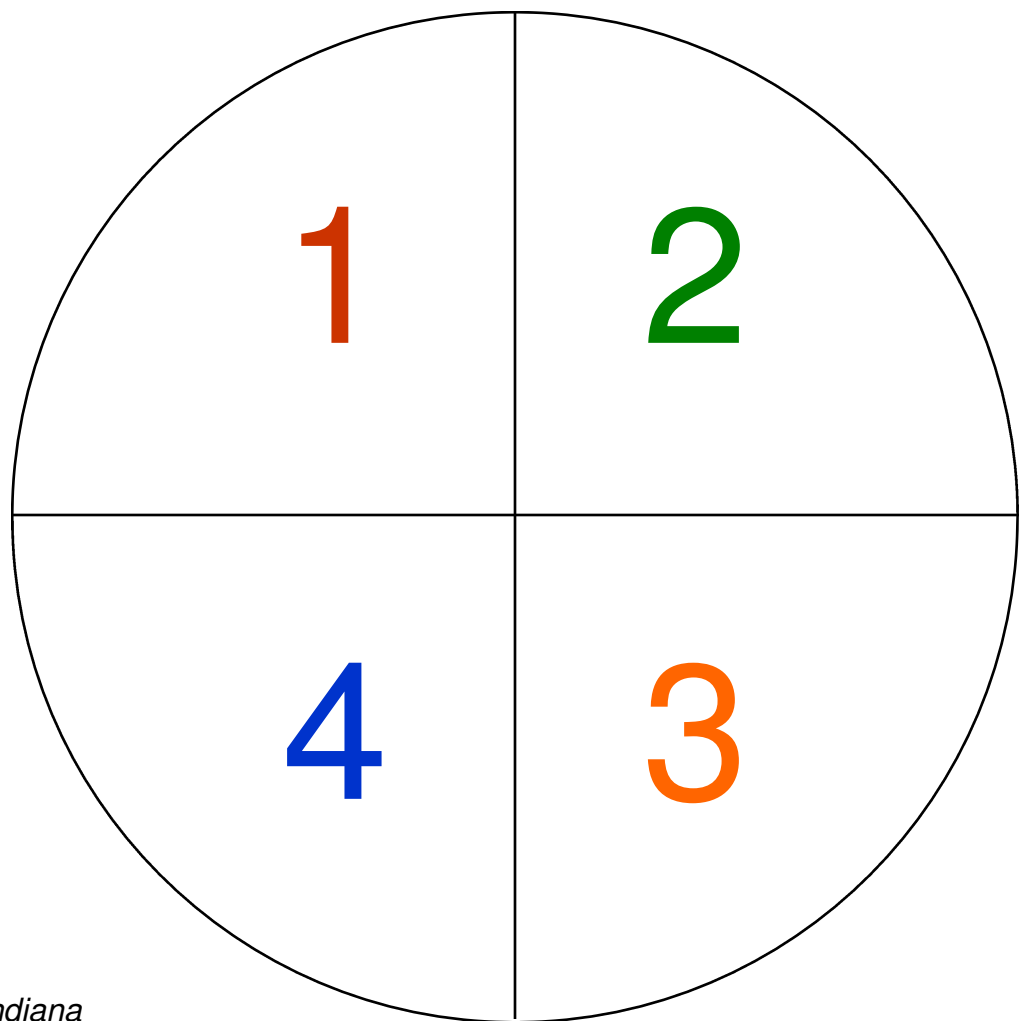
### Healthy Water Hopscotch

#### How to play:

Spin the spinner once at your stop and move the number of spaces indicated on the spinner.


Follow the directions on the sign. Some spaces require you to collect pollution (tokens) in your cup. Others require you to remove or clean up pollution (tokens).

See how many pollutants (tokens) you have in your cup at the end of the game!



*Designed by Susan M. Schultz and Jennifer Smidebush—Indiana*

### Activity adapted from:



# Drinking water treatment plant filters water




Photo courtesy of Ames Water Treatment Plant

Remove 2 tokens from your cup

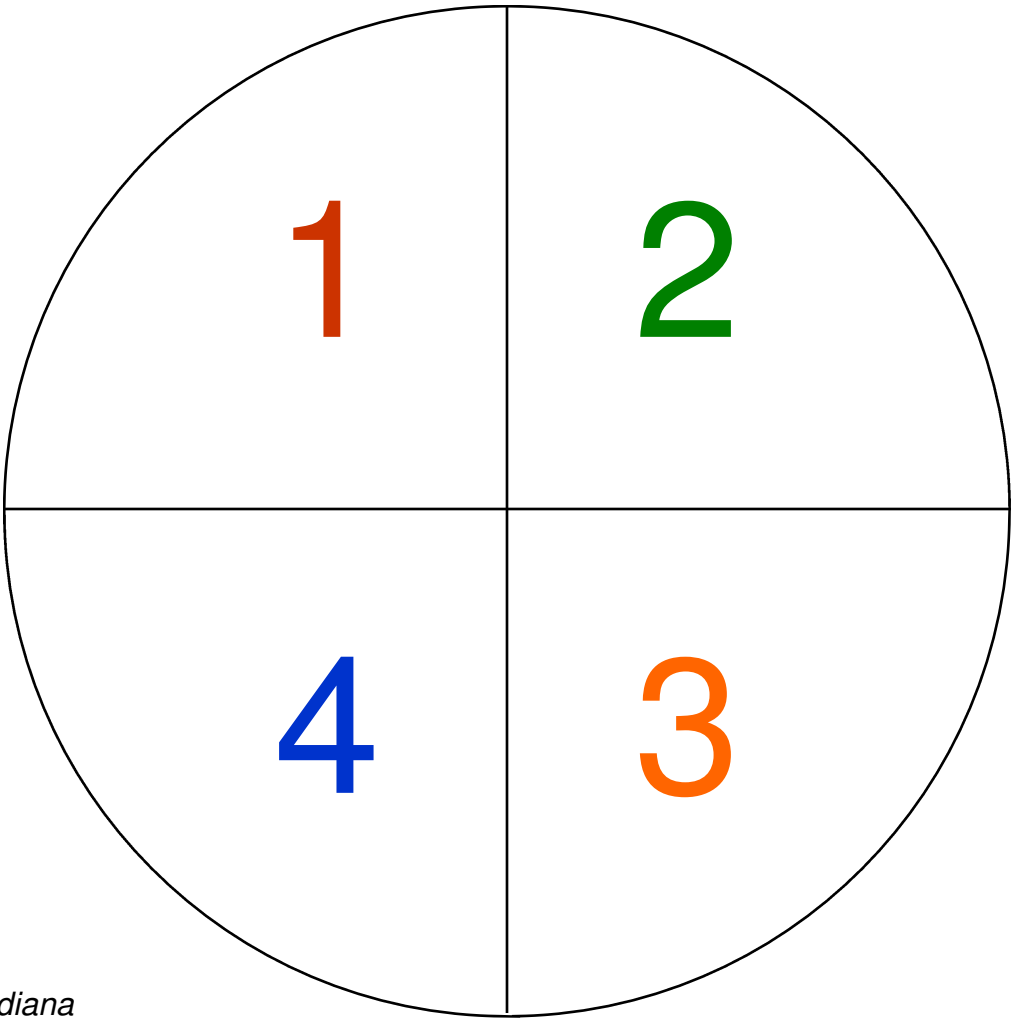
## Healthy Water Hopscotch

How to play:

Spin the spinner once at your stop and move the number of spaces indicated on the spinner.

Follow the directions on the sign. Some spaces require you to collect pollution (tokens) in your cup. Others require you to remove or clean up pollution (tokens).

See how many pollutants (tokens) you have in your cup at the end of the game!



*Designed by Susan M. Schultz and Jennifer Smidebush—Indiana*

Activity adapted from:



# Move quickly through treatment plant



Photo courtesy of Visteon and Wieck Photo Database, Inc

## Spin again and move

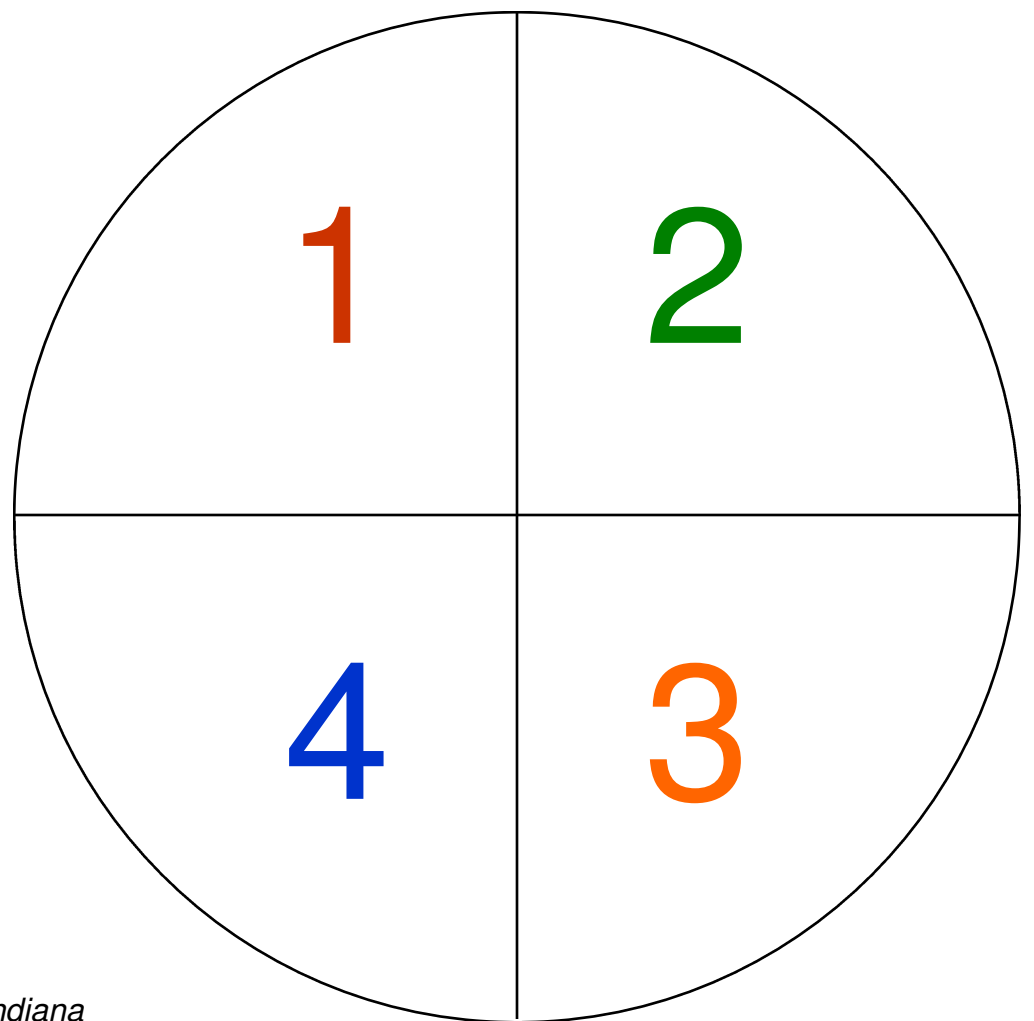
### Healthy Water Hopscotch

#### How to play:

**Spin the spinner once at your stop and move the number of spaces indicated on the spinner.**


**Follow the directions on the sign. Some spaces require you to collect pollution (tokens) in your cup. Others require you to remove or clean up pollution (tokens).**

**See how many pollutants (tokens) you have in your cup at the end of the game!**



*Designed by Susan M. Schultz and Jennifer Smidebush—Indiana*

### Activity adapted from:





# Evaporate back to clouds



## Go back to start

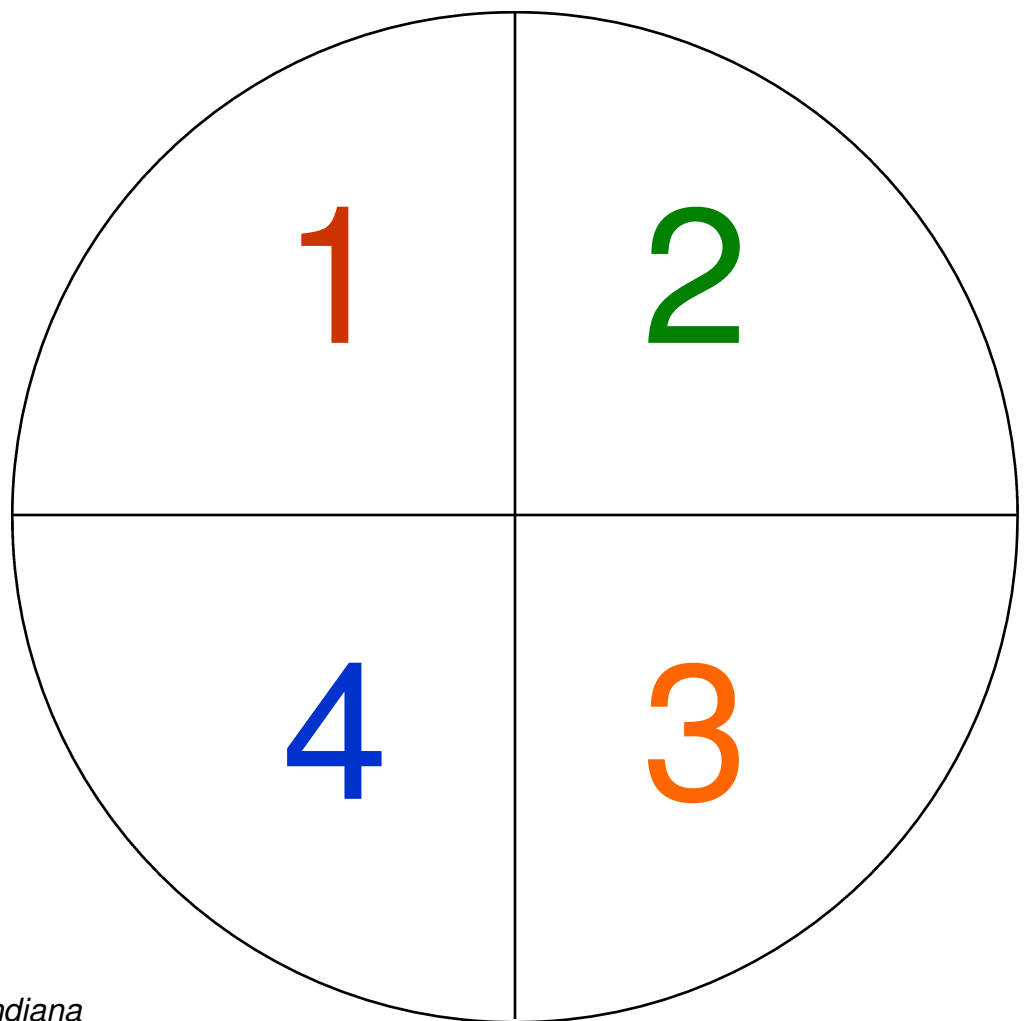
### Healthy Water Hopscotch

#### How to play:

Spin the spinner once at your stop and move the number of spaces indicated on the spinner.


Follow the directions on the sign. Some spaces require you to collect pollution (tokens) in your cup. Others require you to remove or clean up pollution (tokens).

See how many pollutants (tokens) you have in your cup at the end of the game!



*Designed by Susan M. Schultz and Jennifer Smidebush—Indiana*

### Activity adapted from:





# Sediment filtered by plants along river



Photo courtesy of USDA NRCS

## Remove 1 token from your cup

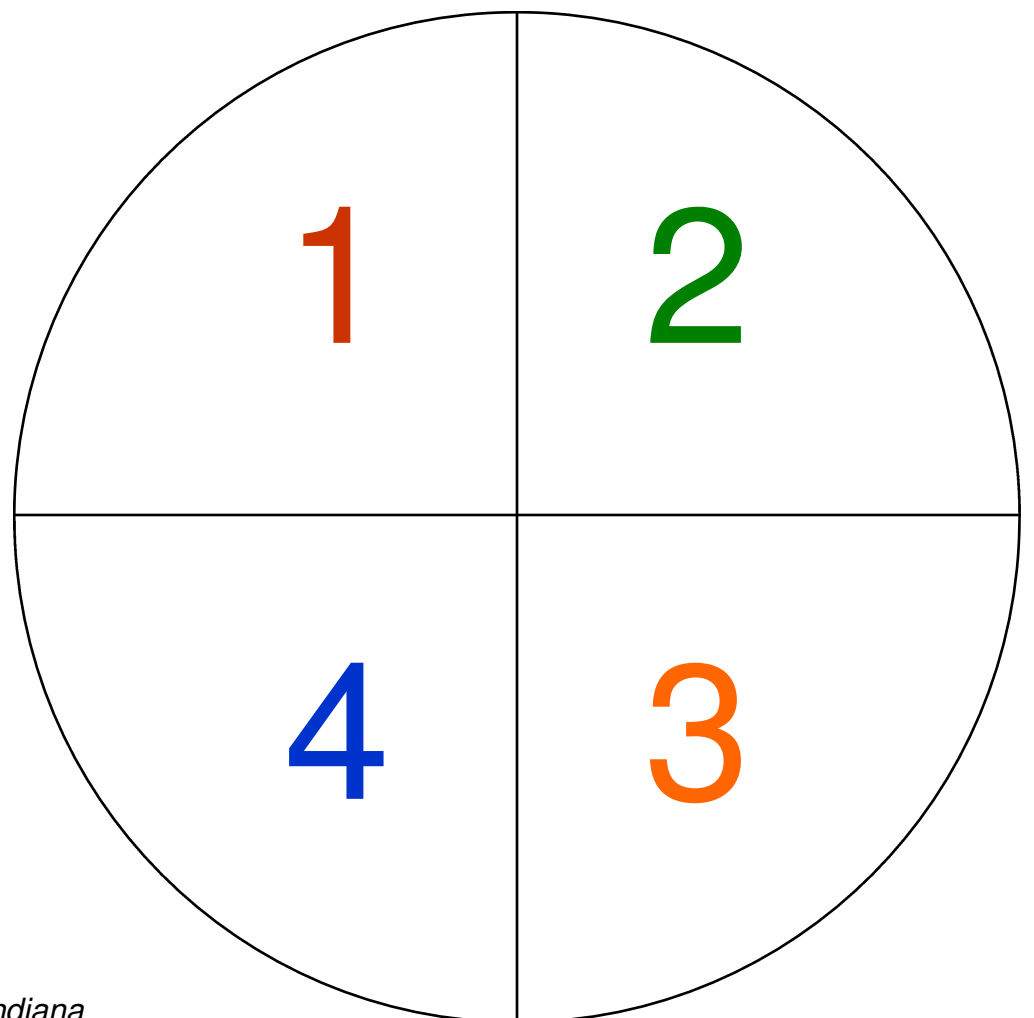
### Healthy Water Hopscotch

#### How to play:

Spin the spinner once at your stop and move the number of spaces indicated on the spinner.


Follow the directions on the sign. Some spaces require you to collect pollution (tokens) in your cup. Others require you to remove or clean up pollution (tokens).

See how many pollutants (tokens) you have in your cup at the end of the game!



*Designed by Susan M. Schultz and Jennifer Smidebush—Indiana*

### Activity adapted from:



# Clean up garbage in the river



Photo found at <http://www.assabriver.org/arc2001/index.htm>

## Remove 2 tokens from your cup

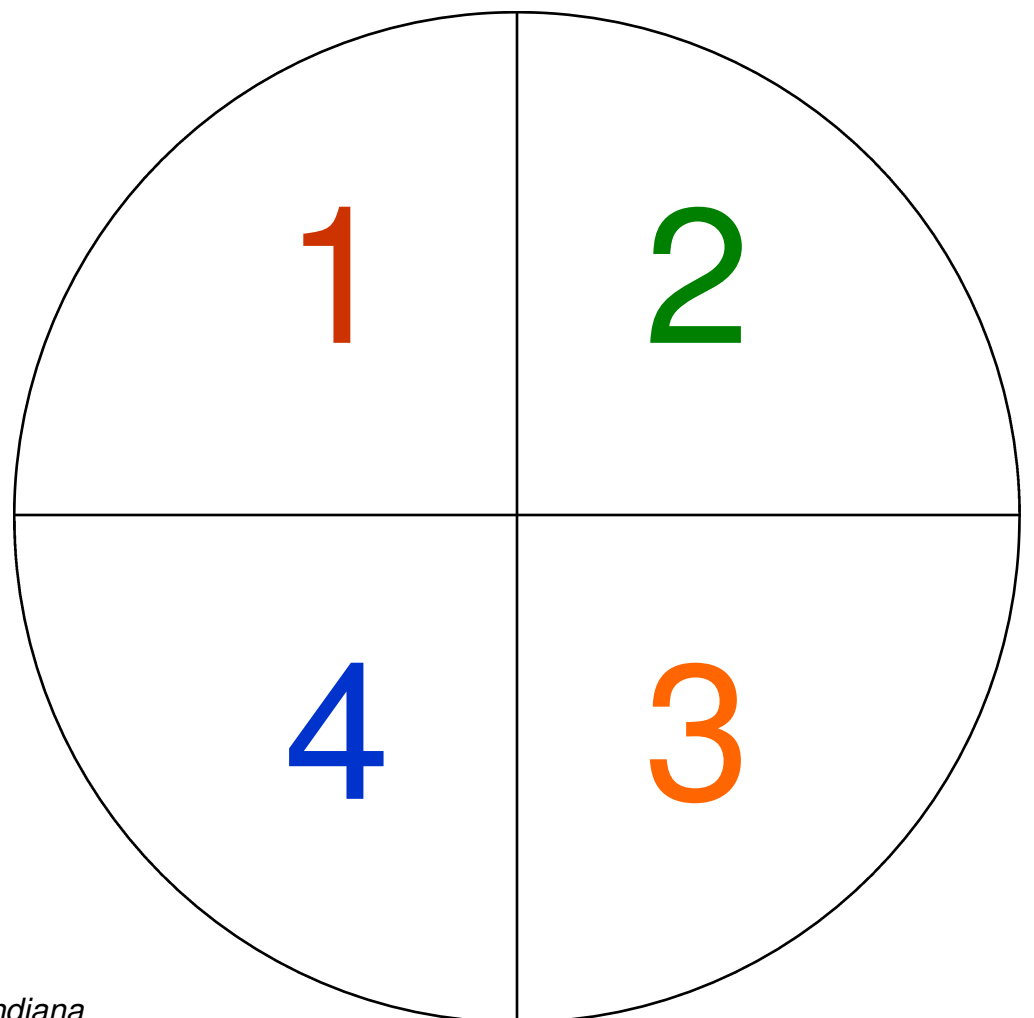
### Healthy Water Hopscotch

#### How to play:

Spin the spinner once at your stop and move the number of spaces indicated on the spinner.


Follow the directions on the sign. Some spaces require you to collect pollution (tokens) in your cup. Others require you to remove or clean up pollution (tokens).

See how many pollutants (tokens) you have in your cup at the end of the game!



*Designed by Susan M. Schultz and Jennifer Smidebush—Indiana*

### Activity adapted from:



# Someone pours paint down drain



## Add 3 tokens to your cup

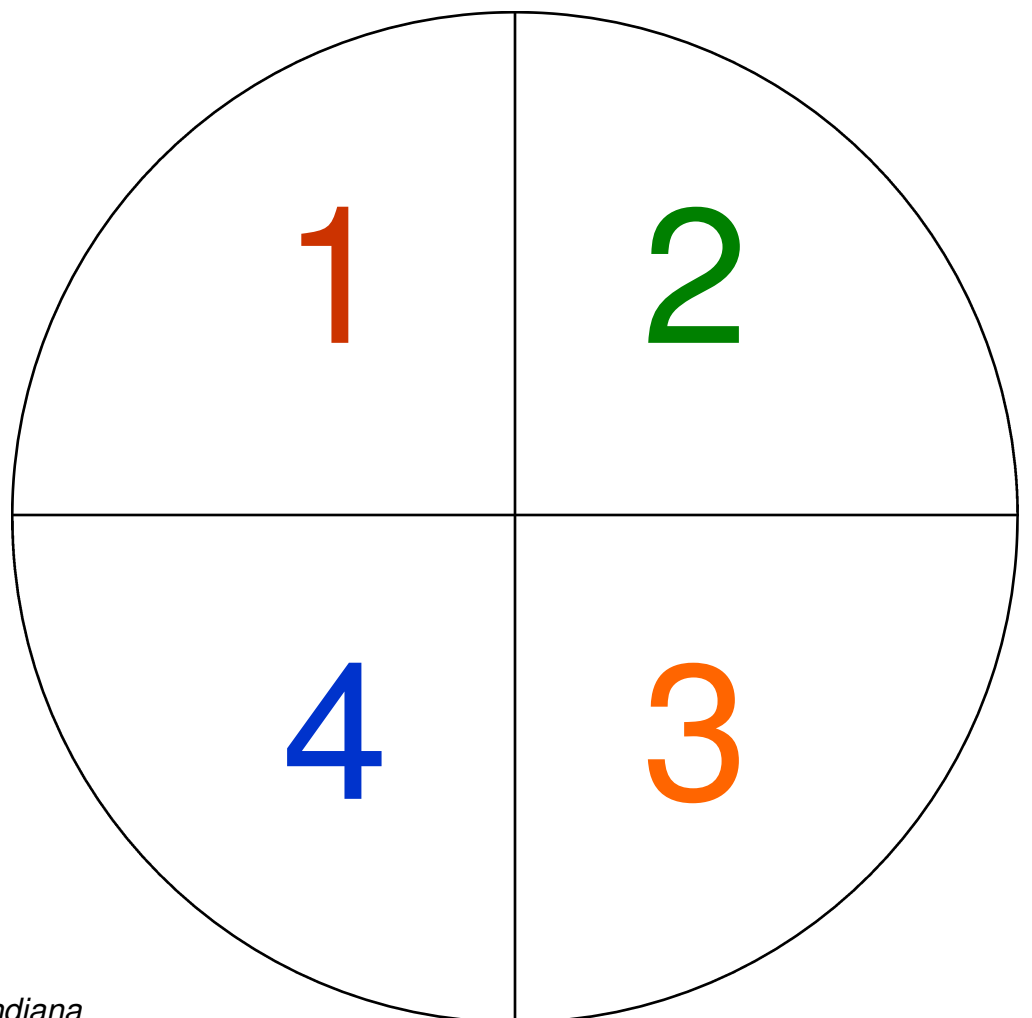
### Healthy Water Hopscotch

#### How to play:

Spin the spinner once at your stop and move the number of spaces indicated on the spinner.


Follow the directions on the sign. Some spaces require you to collect pollution (tokens) in your cup. Others require you to remove or clean up pollution (tokens).

See how many pollutants (tokens) you have in your cup at the end of the game!



*Designed by Susan M. Schultz and Jennifer Smidebush—Indiana*

### Activity adapted from:





# Boats leave oil in river



Photo courtesy of USDA NRCS

## Add 1 token to your cup

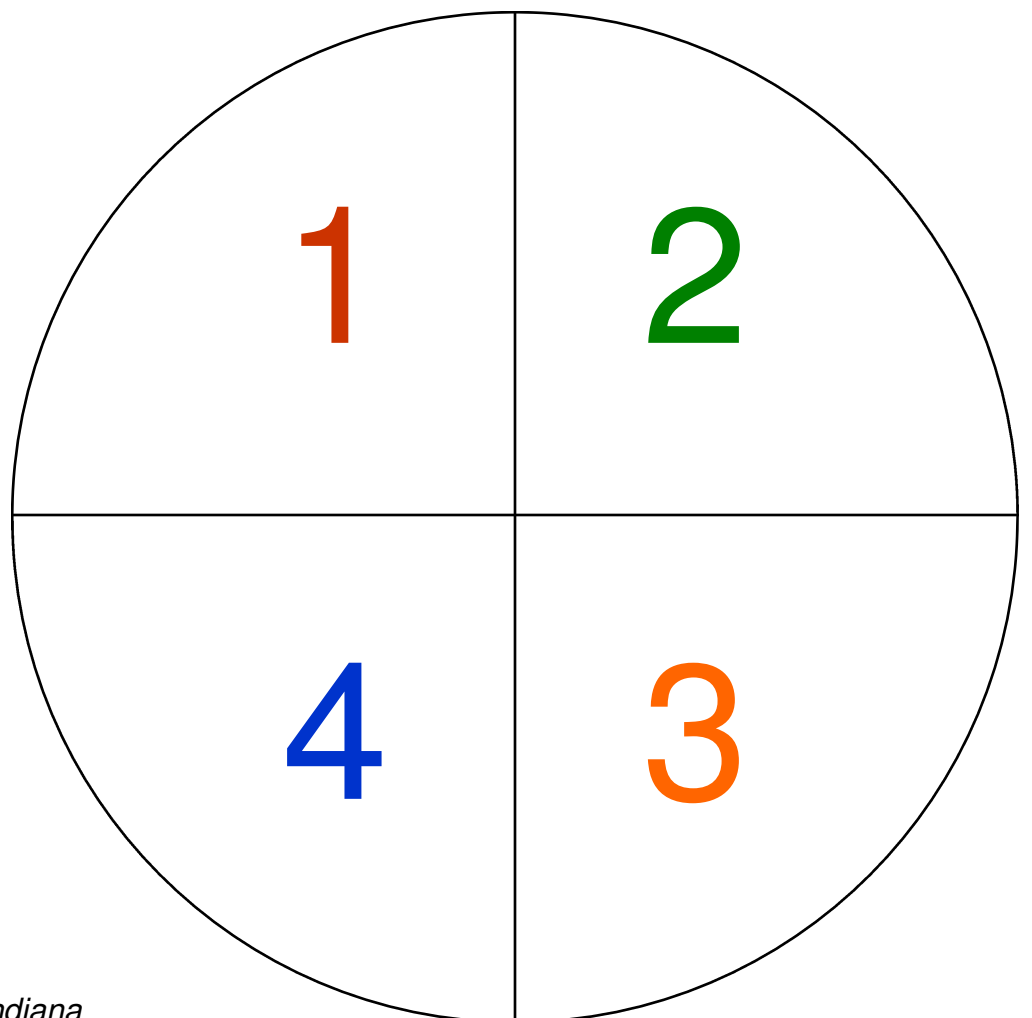
### Healthy Water Hopscotch

#### How to play:

Spin the spinner once at your stop and move the number of spaces indicated on the spinner.


Follow the directions on the sign. Some spaces require you to collect pollution (tokens) in your cup. Others require you to remove or clean up pollution (tokens).

See how many pollutants (tokens) you have in your cup at the end of the game!

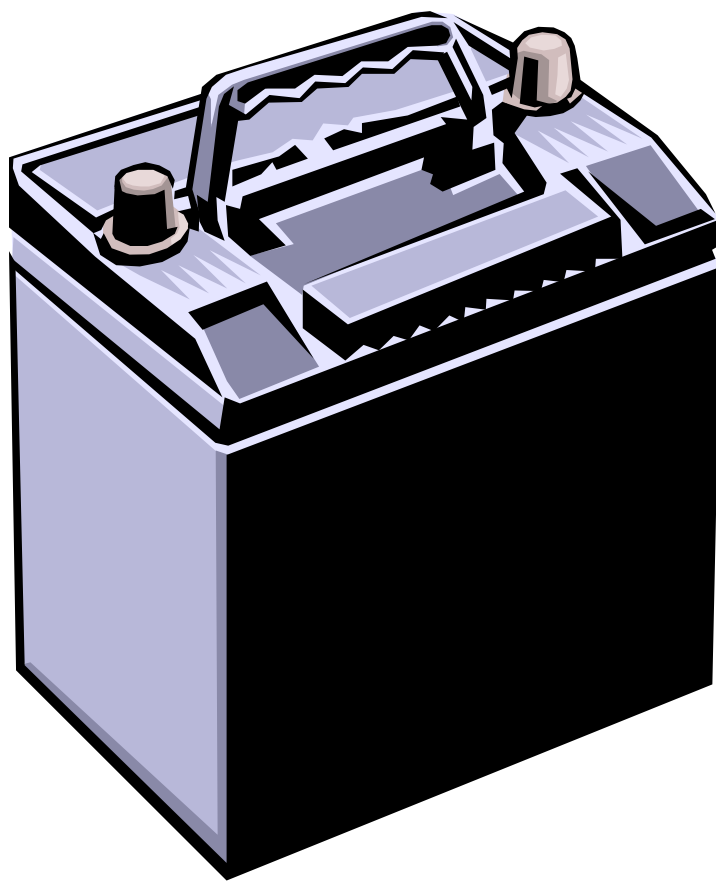


*Designed by Susan M. Schultz and Jennifer Smidebush—Indiana*

### Activity adapted from:



# Car battery thrown in river



## Add 3 tokens to your cup

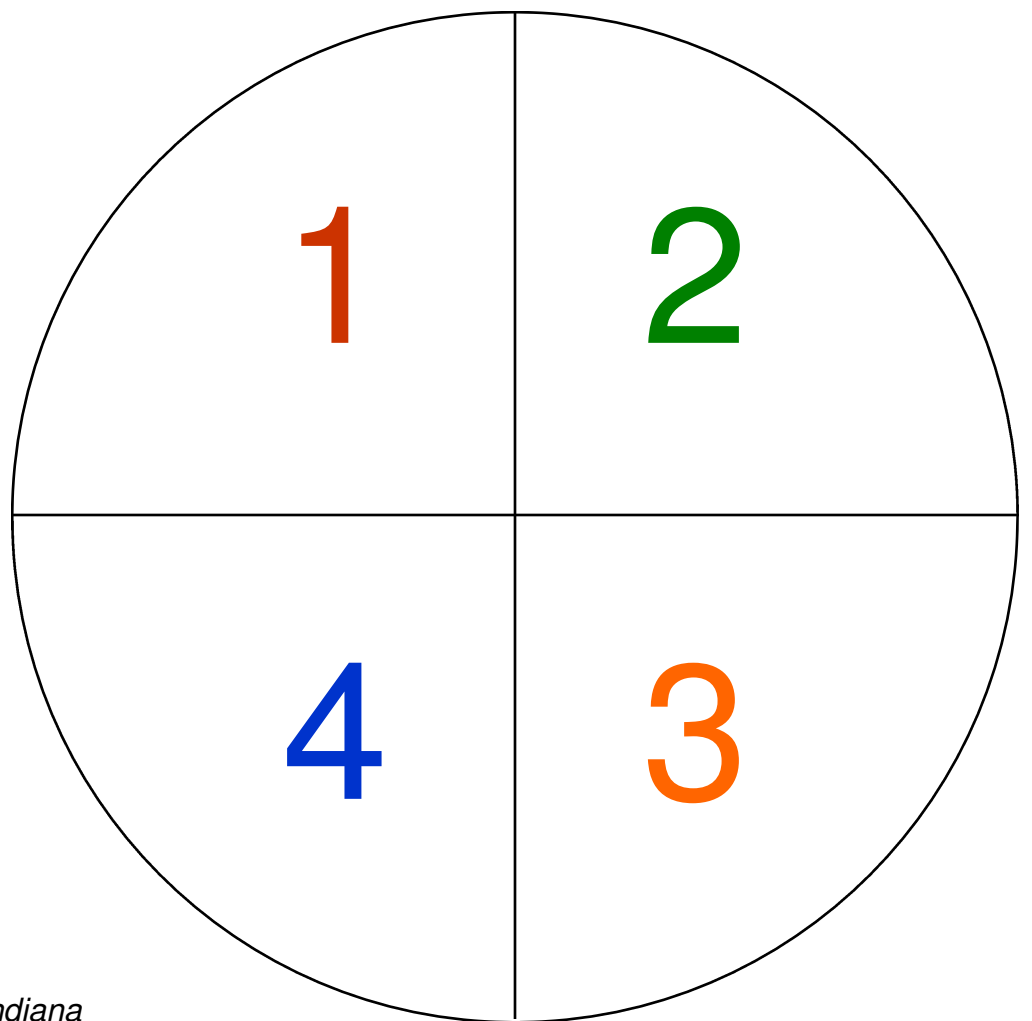
### Healthy Water Hopscotch

#### How to play:

Spin the spinner once at your stop and move the number of spaces indicated on the spinner.


Follow the directions on the sign. Some spaces require you to collect pollution (tokens) in your cup. Others require you to remove or clean up pollution (tokens).

See how many pollutants (tokens) you have in your cup at the end of the game!



*Designed by Susan M. Schultz and Jennifer Smidebush—Indiana*

### Activity adapted from:



# House construction adds sediment



Photo courtesy of USDA NRCS

## Add 1 token to your cup

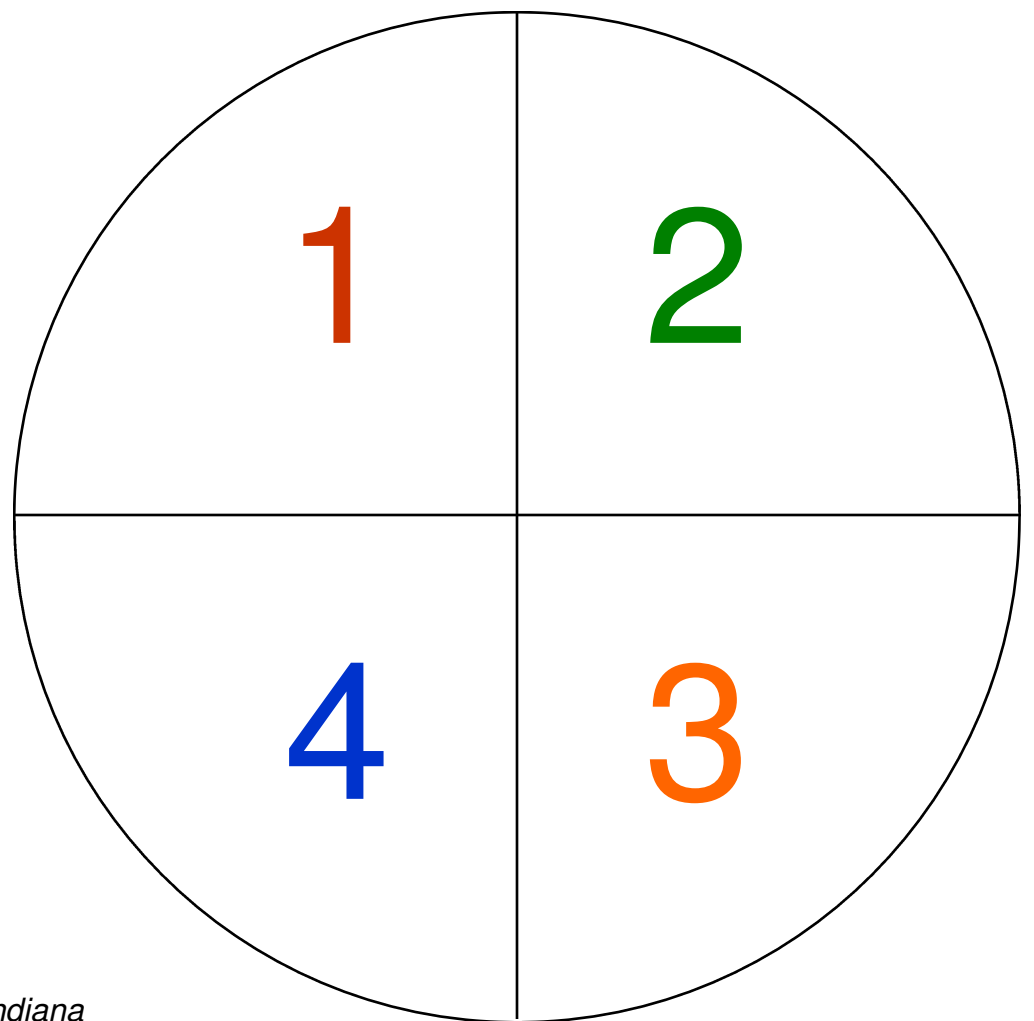
### Healthy Water Hopscotch

#### How to play:

**Spin the spinner once at your stop and move the number of spaces indicated on the spinner.**


**Follow the directions on the sign. Some spaces require you to collect pollution (tokens) in your cup. Others require you to remove or clean up pollution (tokens).**

**See how many pollutants (tokens) you have in your cup at the end of the game!**



*Designed by Susan M. Schultz and Jennifer Smidebush—Indiana*

### Activity adapted from:





# Chemicals from parking lot flow into river



## Add 2 tokens to your cup

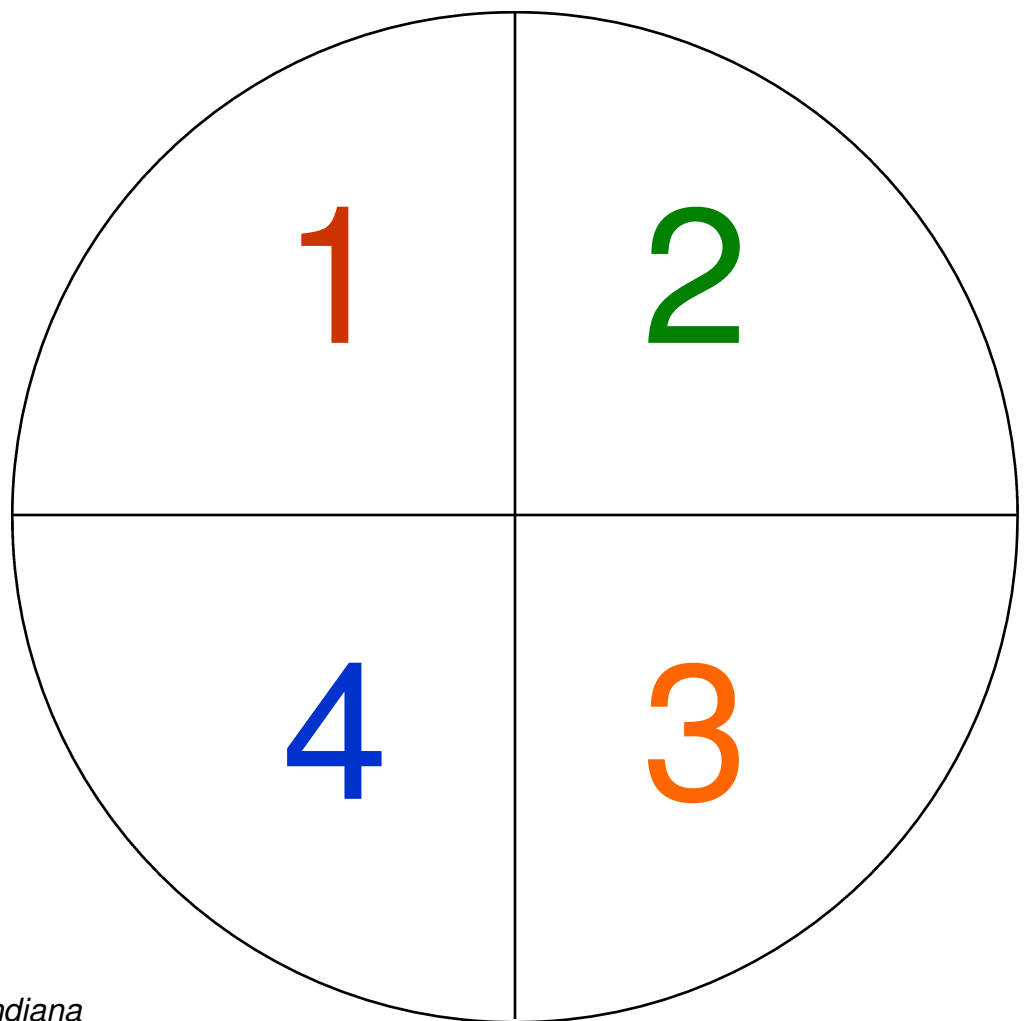
### Healthy Water Hopscotch

#### How to play:

Spin the spinner once at your stop and move the number of spaces indicated on the spinner.


Follow the directions on the sign. Some spaces require you to collect pollution (tokens) in your cup. Others require you to remove or clean up pollution (tokens).

See how many pollutants (tokens) you have in your cup at the end of the game!



*Designed by Susan M. Schultz and Jennifer Smidebush—Indiana*

### Activity adapted from:



# Septic system malfunctions



Photo courtesy of USDA NRCS

## Add 2 tokens to your cup

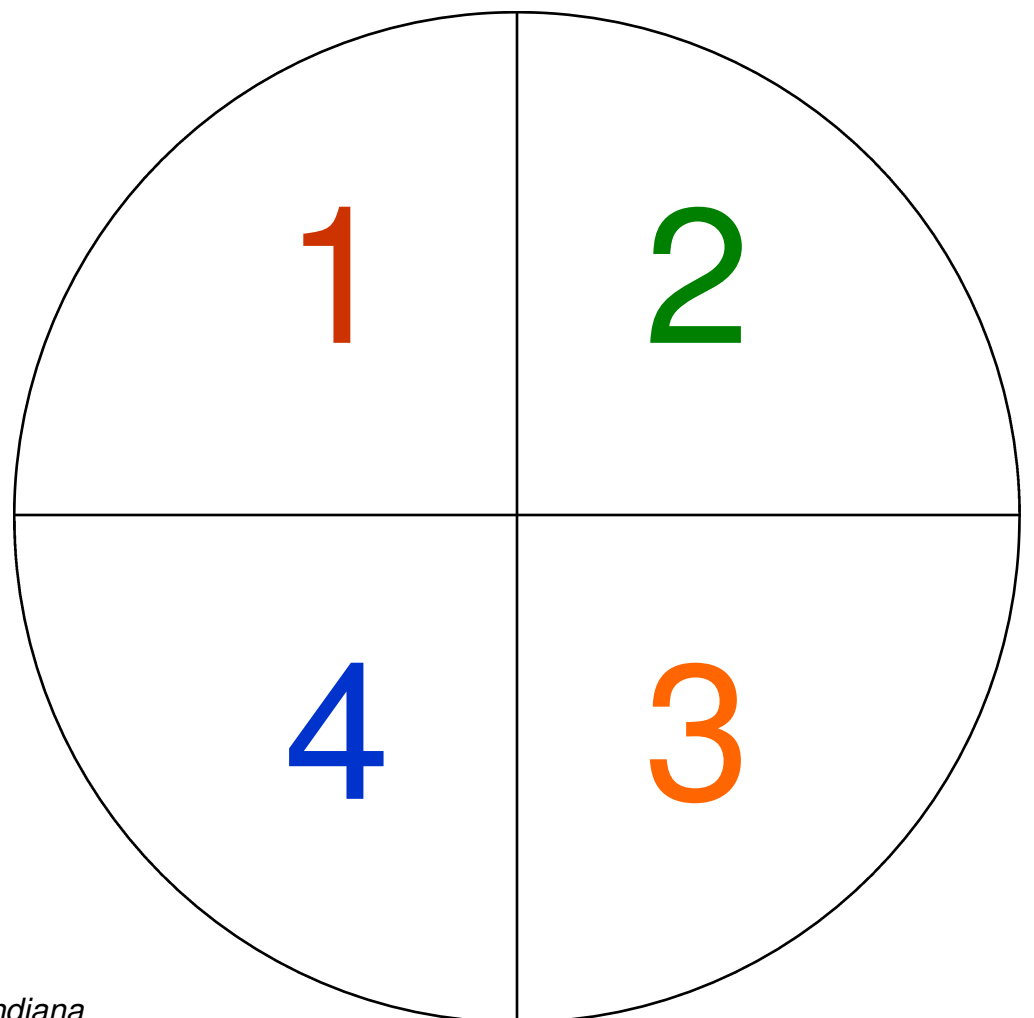
### Healthy Water Hopscotch

#### How to play:

Spin the spinner once at your stop and move the number of spaces indicated on the spinner.


Follow the directions on the sign. Some spaces require you to collect pollution (tokens) in your cup. Others require you to remove or clean up pollution (tokens).

See how many pollutants (tokens) you have in your cup at the end of the game!



*Designed by Susan M. Schultz and Jennifer Smidebush—Indiana*

### Activity adapted from:



# Factory waste flows through wetland



Photo courtesy of USDA NRCS

## Remove 3 tokens from your cup

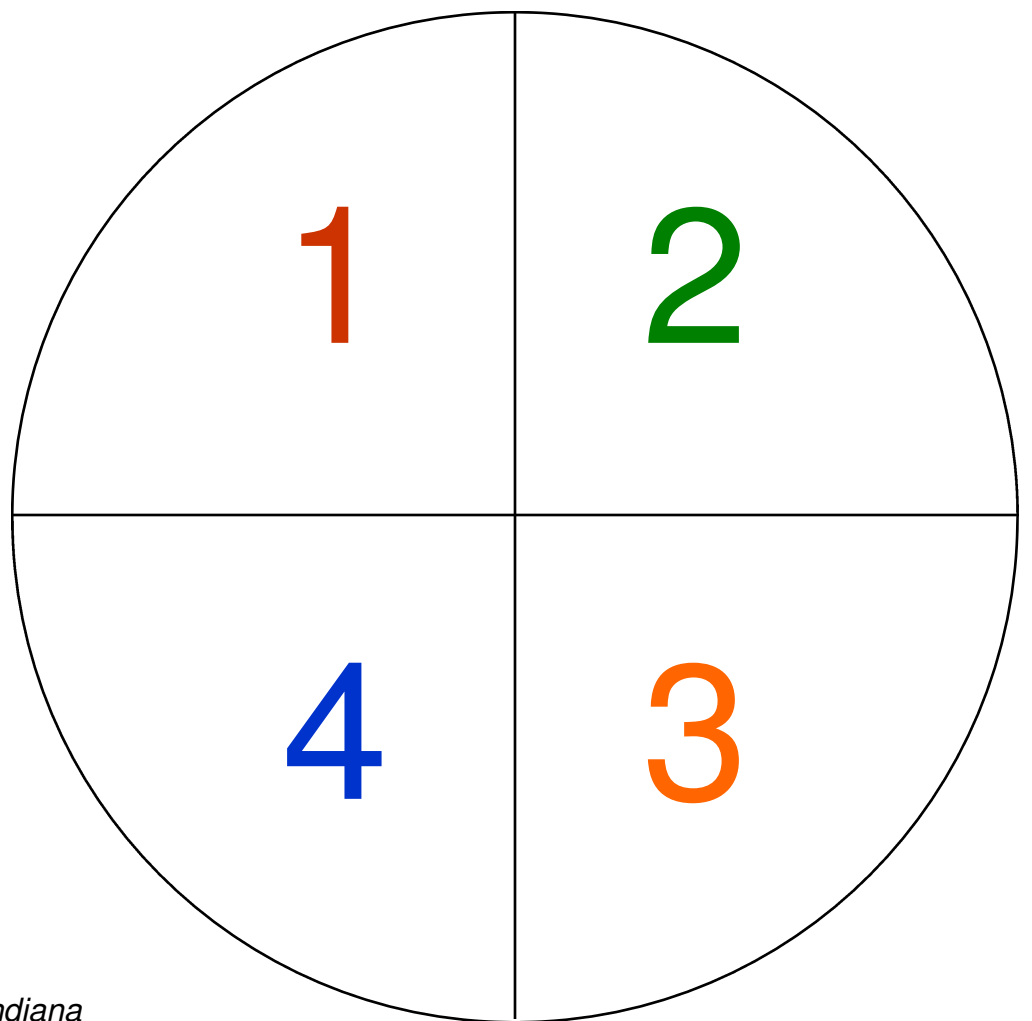
### Healthy Water Hopscotch

#### How to play:

Spin the spinner once at your stop and move the number of spaces indicated on the spinner.


Follow the directions on the sign. Some spaces require you to collect pollution (tokens) in your cup. Others require you to remove or clean up pollution (tokens).

See how many pollutants (tokens) you have in your cup at the end of the game!



*Designed by Susan M. Schultz and Jennifer Smidebush—Indiana*

### Activity adapted from:





# High river flows



Photo courtesy of USDA NRCS

## Spin again and move

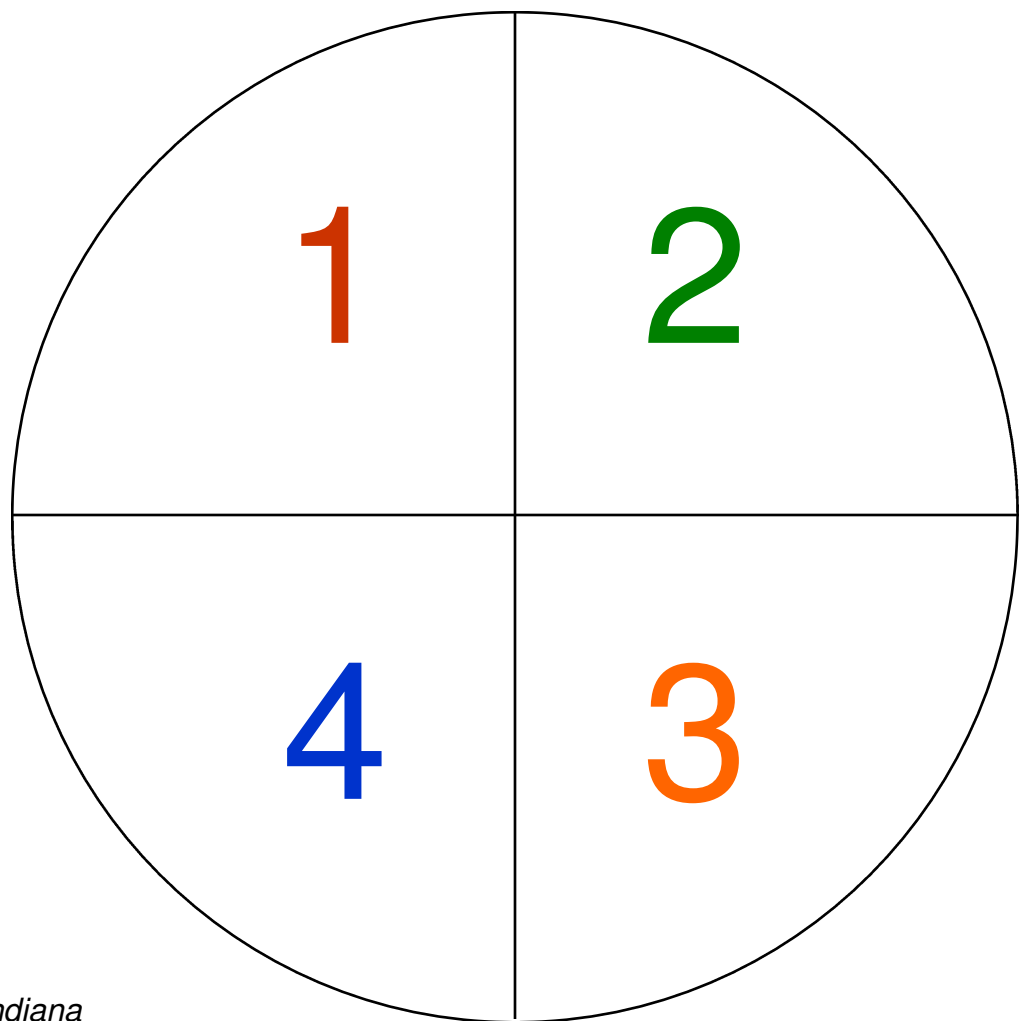
### Healthy Water Hopscotch

#### How to play:

**Spin the spinner once at your stop and move the number of spaces indicated on the spinner.**


**Follow the directions on the sign. Some spaces require you to collect pollution (tokens) in your cup. Others require you to remove or clean up pollution (tokens).**

**See how many pollutants (tokens) you have in your cup at the end of the game!**



*Designed by Susan M. Schultz and Jennifer Smidebush—Indiana*

### Activity adapted from:



# Wetlands filter parking lot



Photo courtesy of USDA NRCS

## Remove 2 tokens from your cup

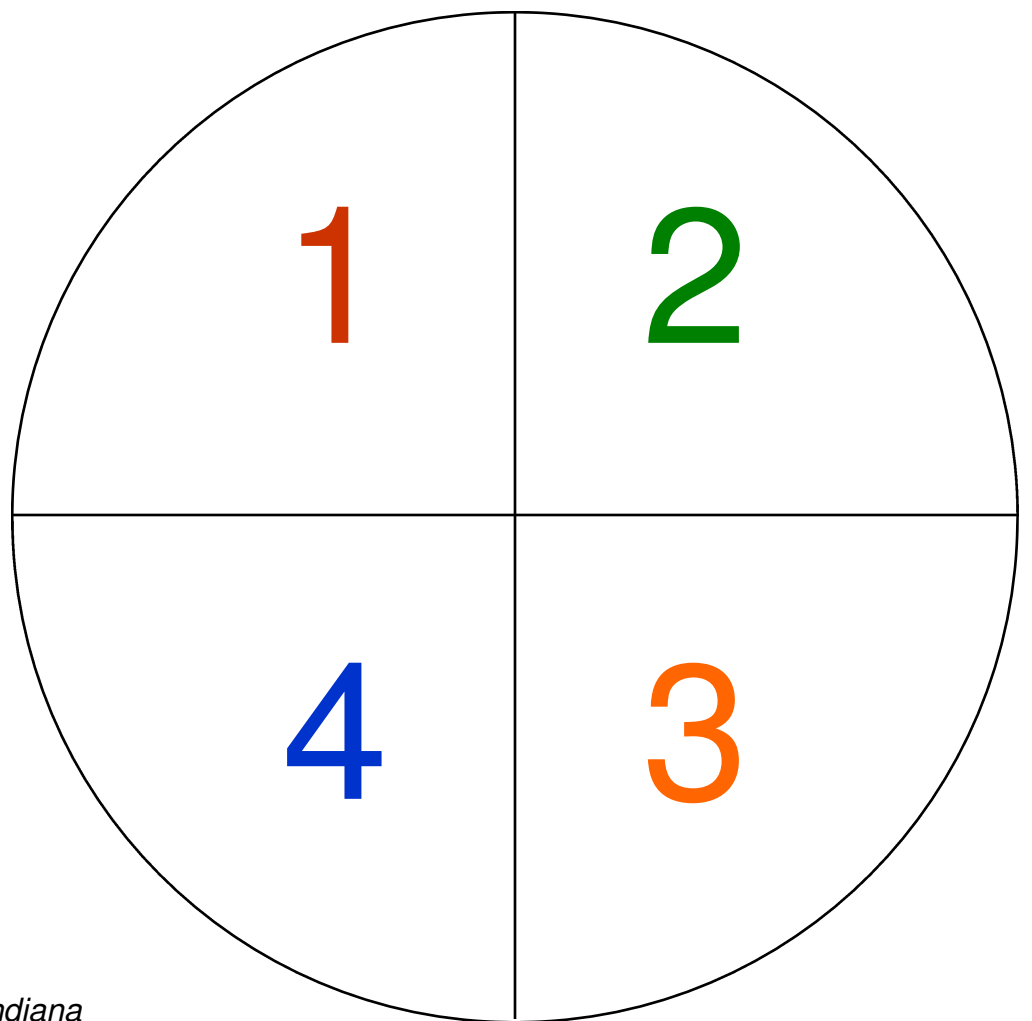
### Healthy Water Hopscotch

#### How to play:

**Spin the spinner once at your stop and move the number of spaces indicated on the spinner.**


**Follow the directions on the sign. Some spaces require you to collect pollution (tokens) in your cup. Others require you to remove or clean up pollution (tokens).**

**See how many pollutants (tokens) you have in your cup at the end of the game!**



*Designed by Susan M. Schultz and Jennifer Smidebush—Indiana*

### Activity adapted from:



# Storm drain stenciling project



Photo courtesy of Indiana Storm Drain Marking Program

## Remove 1 token from your cup

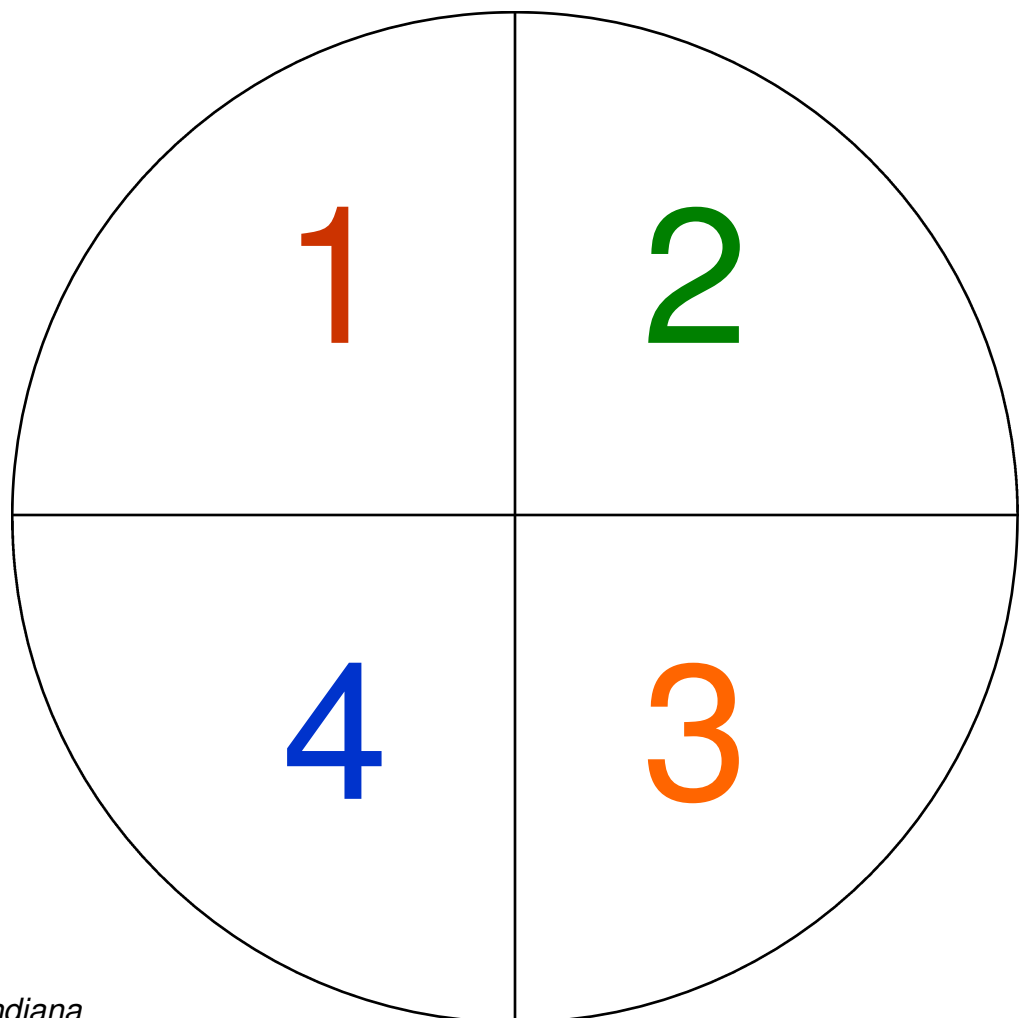
### Healthy Water Hopscotch

#### How to play:

Spin the spinner once at your stop and move the number of spaces indicated on the spinner.


Follow the directions on the sign. Some spaces require you to collect pollution (tokens) in your cup. Others require you to remove or clean up pollution (tokens).

See how many pollutants (tokens) you have in your cup at the end of the game!



*Designed by Susan M. Schultz and Jennifer Smidebush—Indiana*

### Activity adapted from:





# Factory sponsors river cleanup



Photo courtesy of Hamilton County Surveyors Office & Christopher B. Burke Engineering Ltd.

## Remove 2 tokens from your cup

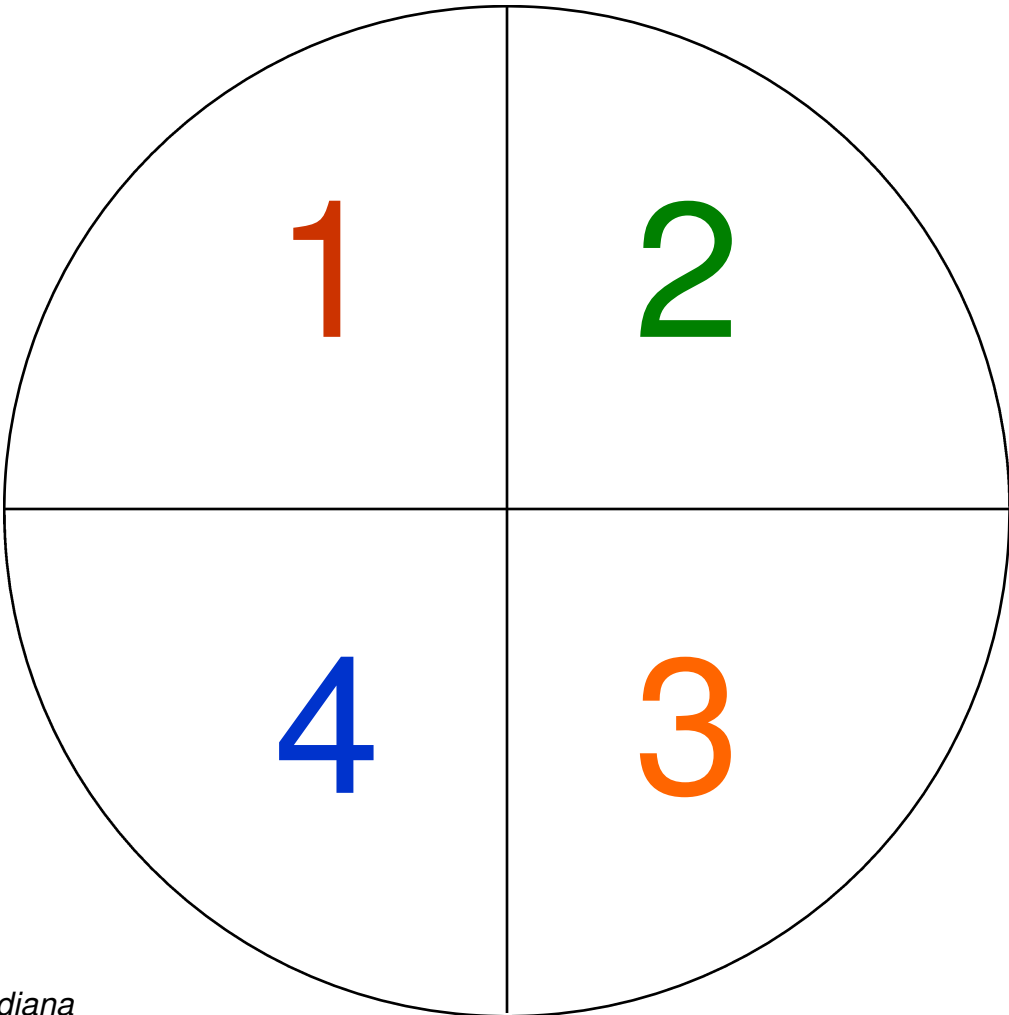
### Healthy Water Hopscotch

**How to play:**

**Spin the spinner once at your stop and move the number of spaces indicated on the spinner.**

**Follow the directions on the sign. Some spaces require you to collect pollution (tokens) in your cup. Others require you to remove or clean up pollution (tokens).**

**See how many pollutants (tokens) you have in your cup at the end of the game!**



*Designed by Susan M. Schultz and Jennifer Smidebush—Indiana*

### Activity adapted from:



# Caught in a settling pool



Photo found at [www.tostreams.org/ChkDams.htm](http://www.tostreams.org/ChkDams.htm)

## Spin again and move

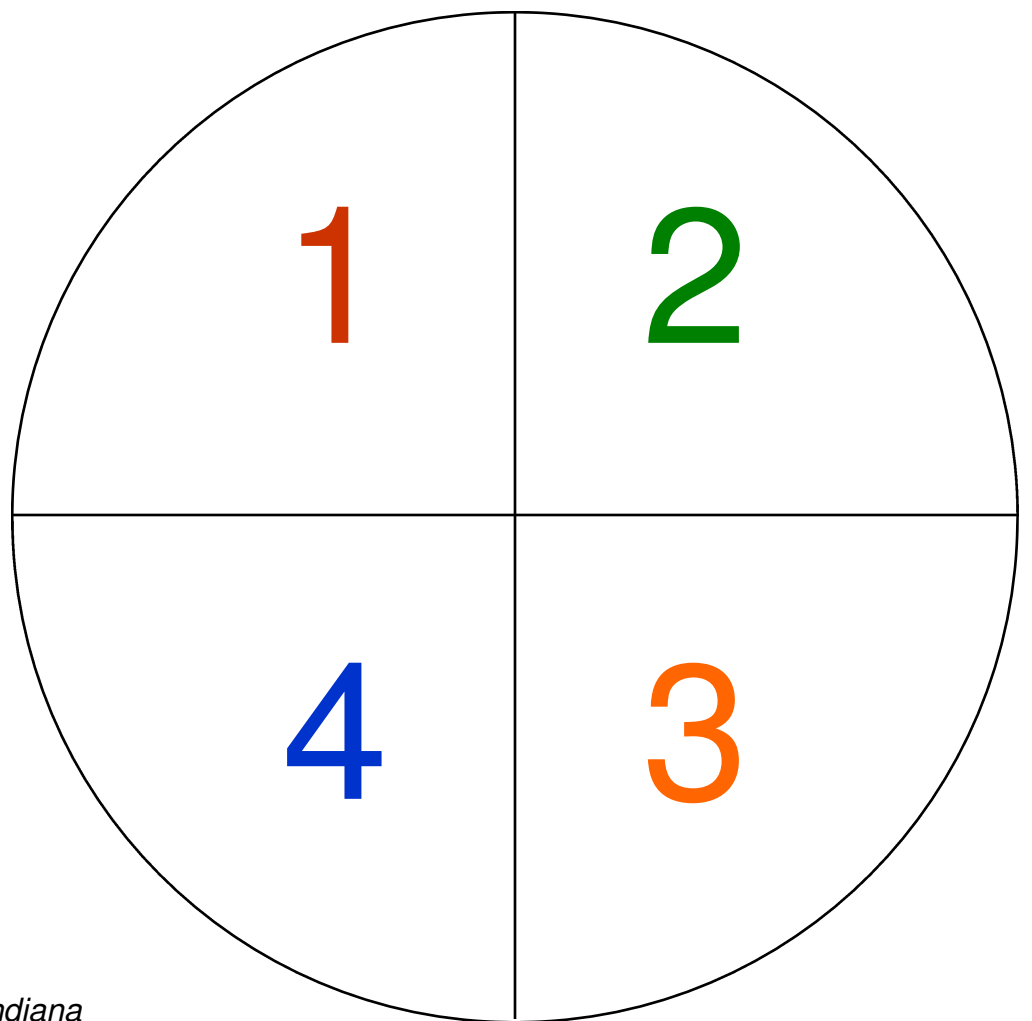
### Healthy Water Hopscotch

#### How to play:

**Spin the spinner once at your stop and move the number of spaces indicated on the spinner.**


**Follow the directions on the sign. Some spaces require you to collect pollution (tokens) in your cup. Others require you to remove or clean up pollution (tokens).**

**See how many pollutants (tokens) you have in your cup at the end of the game!**



*Designed by Susan M. Schultz and Jennifer Smidebush—Indiana*

### Activity adapted from:



# Pet waste dumped into storm drain



## Add 1 token to your cup

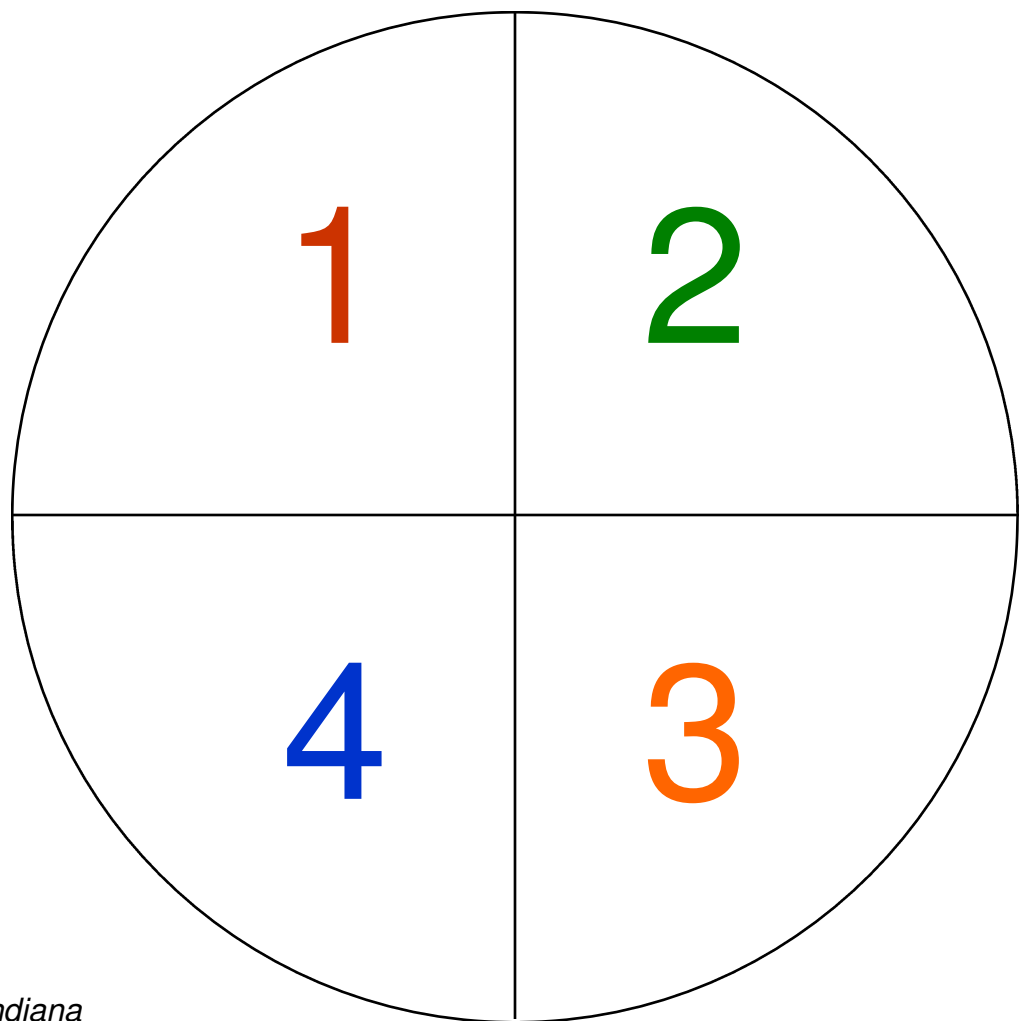
### Healthy Water Hopscotch

#### How to play:

Spin the spinner once at your stop and move the number of spaces indicated on the spinner.


Follow the directions on the sign. Some spaces require you to collect pollution (tokens) in your cup. Others require you to remove or clean up pollution (tokens).

See how many pollutants (tokens) you have in your cup at the end of the game!



*Designed by Susan M. Schultz and Jennifer Smidebush—Indiana*

### Activity adapted from:





# Filter through a wetland



Photo courtesy of USDA NRCS

## Lose a turn

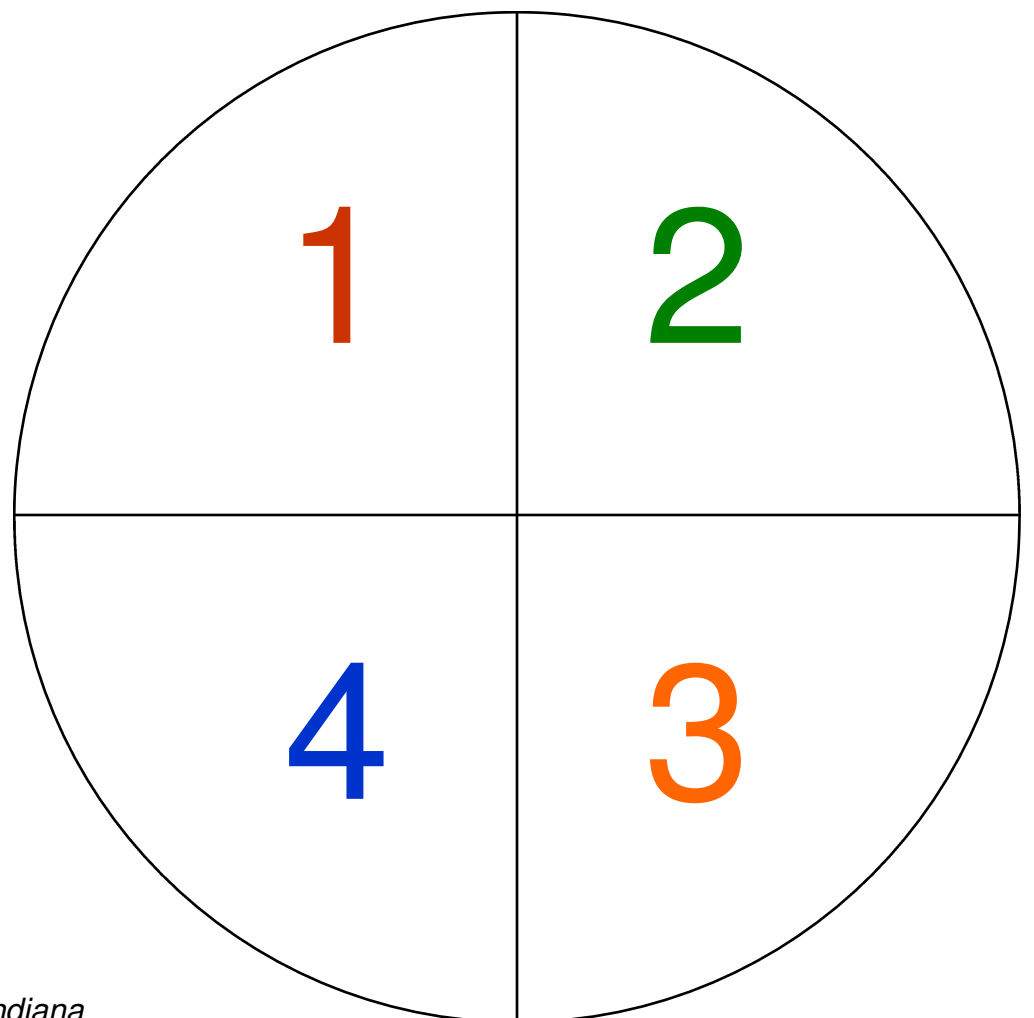
### Healthy Water Hopscotch

#### How to play:

Spin the spinner once at your stop and move the number of spaces indicated on the spinner.

Follow the directions on the sign. Some spaces require you to collect pollution (tokens) in your cup. Others require you to remove or clean up pollution (tokens).

See how many pollutants (tokens) you have in your cup at the end of the game!



*Designed by Susan M. Schultz and Jennifer Smidebush—Indiana*

### Activity adapted from:



# Wastewater treatment plant filters water



Photo courtesy of Mr. Tom Renich, Columbian-TecTank

## Remove 3 tokens from your cup

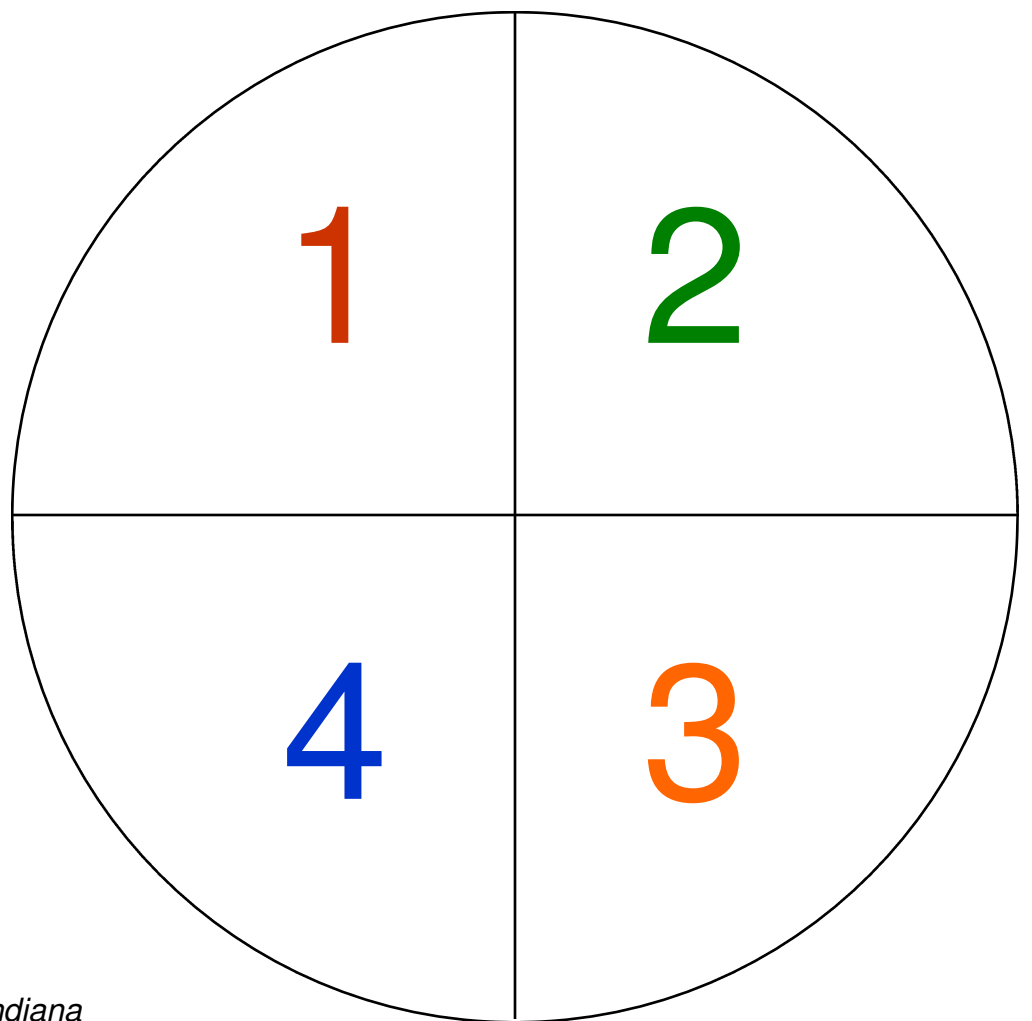
### Healthy Water Hopscotch

#### How to play:

**Spin the spinner once at your stop and move the number of spaces indicated on the spinner.**

**Follow the directions on the sign. Some spaces require you to collect pollution (tokens) in your cup. Others require you to remove or clean up pollution (tokens).**

**See how many pollutants (tokens) you have in your cup at the end of the game!**



*Designed by Susan M. Schultz and Jennifer Smidebush—Indiana*

### Activity adapted from:



# Oil poured in backyard



## Add 4 tokens to your cup

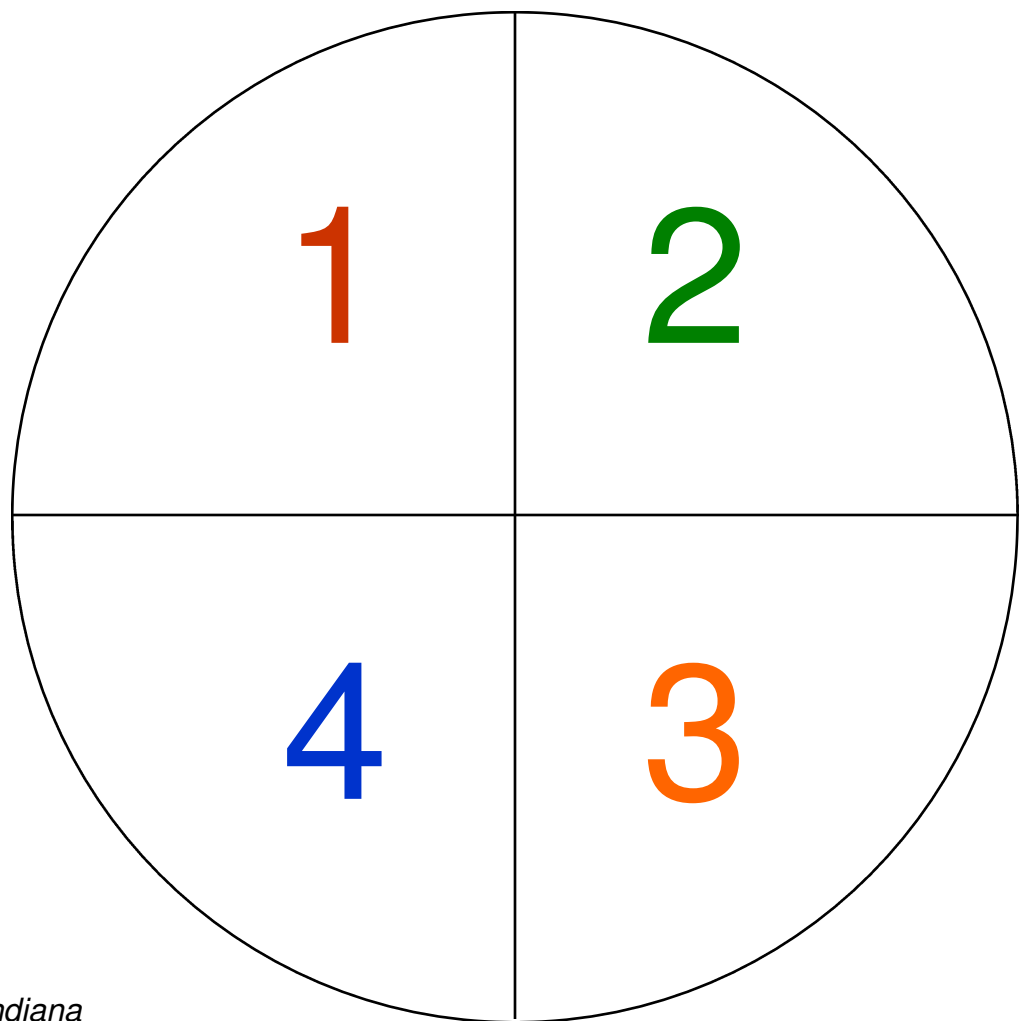
### Healthy Water Hopscotch

#### How to play:

Spin the spinner once at your stop and move the number of spaces indicated on the spinner.


Follow the directions on the sign. Some spaces require you to collect pollution (tokens) in your cup. Others require you to remove or clean up pollution (tokens).

See how many pollutants (tokens) you have in your cup at the end of the game!



*Designed by Susan M. Schultz and Jennifer Smidebush—Indiana*

### Activity adapted from:





# Community project cleans river



Photo found at <http://www.assabriver.org/arc2001/index.htm>

## Remove 2 tokens from your cup

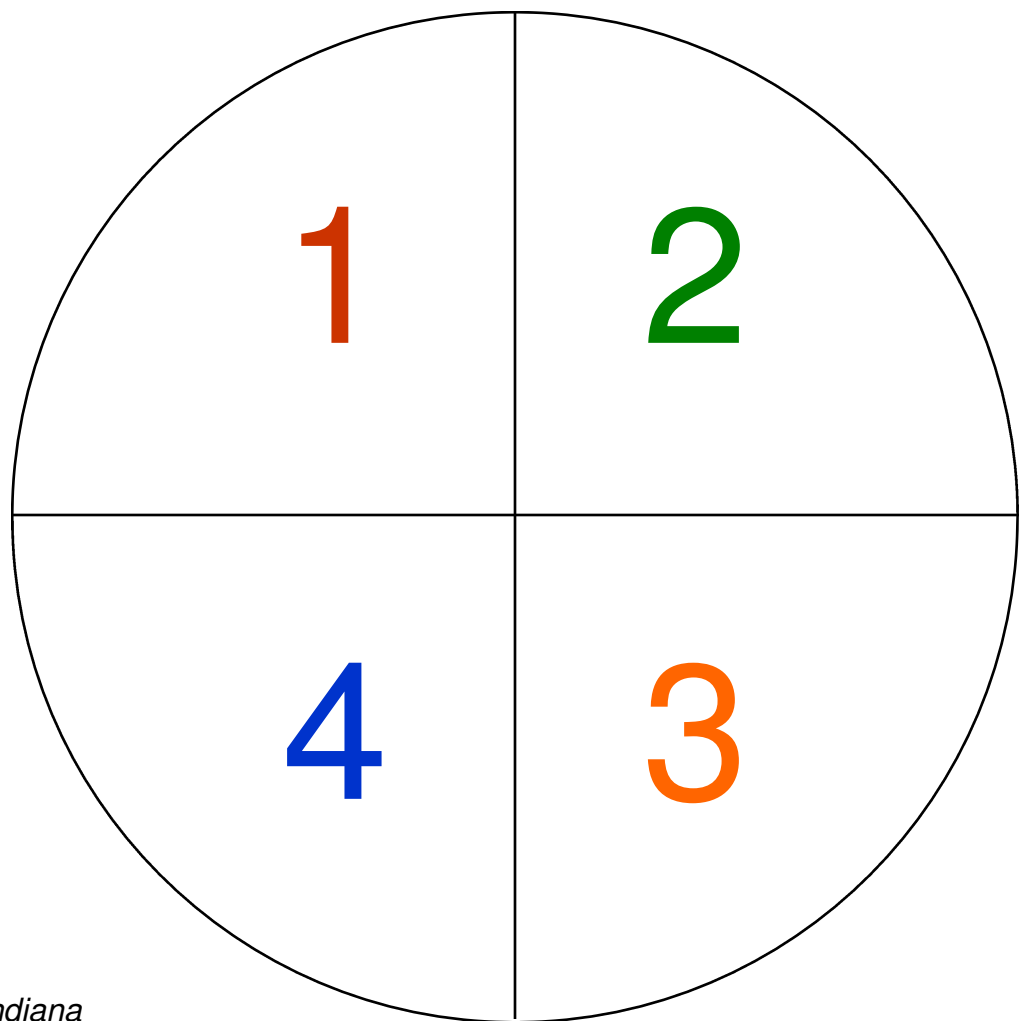
### Healthy Water Hopscotch

#### How to play:

Spin the spinner once at your stop and move the number of spaces indicated on the spinner.


Follow the directions on the sign. Some spaces require you to collect pollution (tokens) in your cup. Others require you to remove or clean up pollution (tokens).

See how many pollutants (tokens) you have in your cup at the end of the game!



*Designed by Susan M. Schultz and Jennifer Smidebush—Indiana*

### Activity adapted from:



# Farm pond wetlands filter sediment



Photo courtesy of USDA NRCS

## Remove 3 tokens from your cup

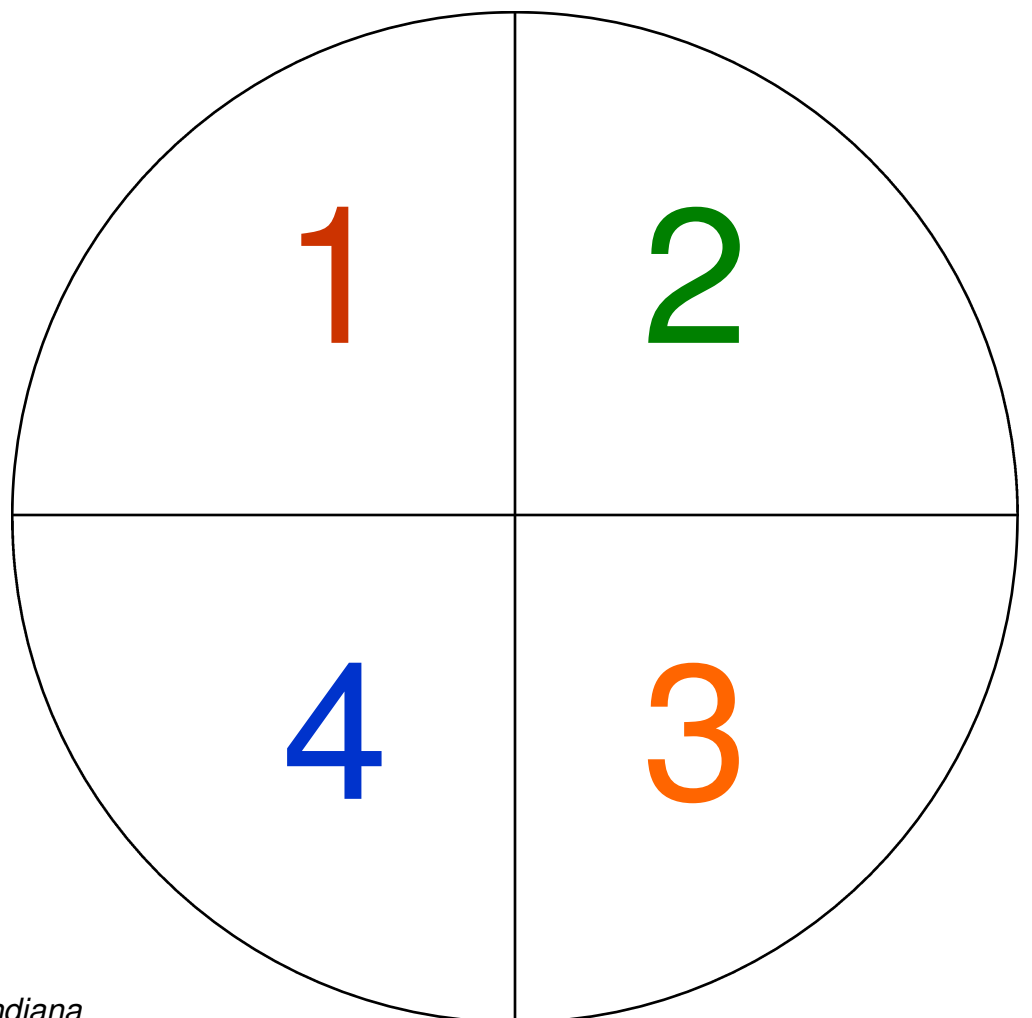
### Healthy Water Hopscotch

#### How to play:

**Spin the spinner once at your stop and move the number of spaces indicated on the spinner.**


**Follow the directions on the sign. Some spaces require you to collect pollution (tokens) in your cup. Others require you to remove or clean up pollution (tokens).**

**See how many pollutants (tokens) you have in your cup at the end of the game!**



*Designed by Susan M. Schultz and Jennifer Smidebush—Indiana*

### Activity adapted from:





# Proper grazing reduces erosion



Photo courtesy of USDA NRCS

## Remove 1 token from your cup

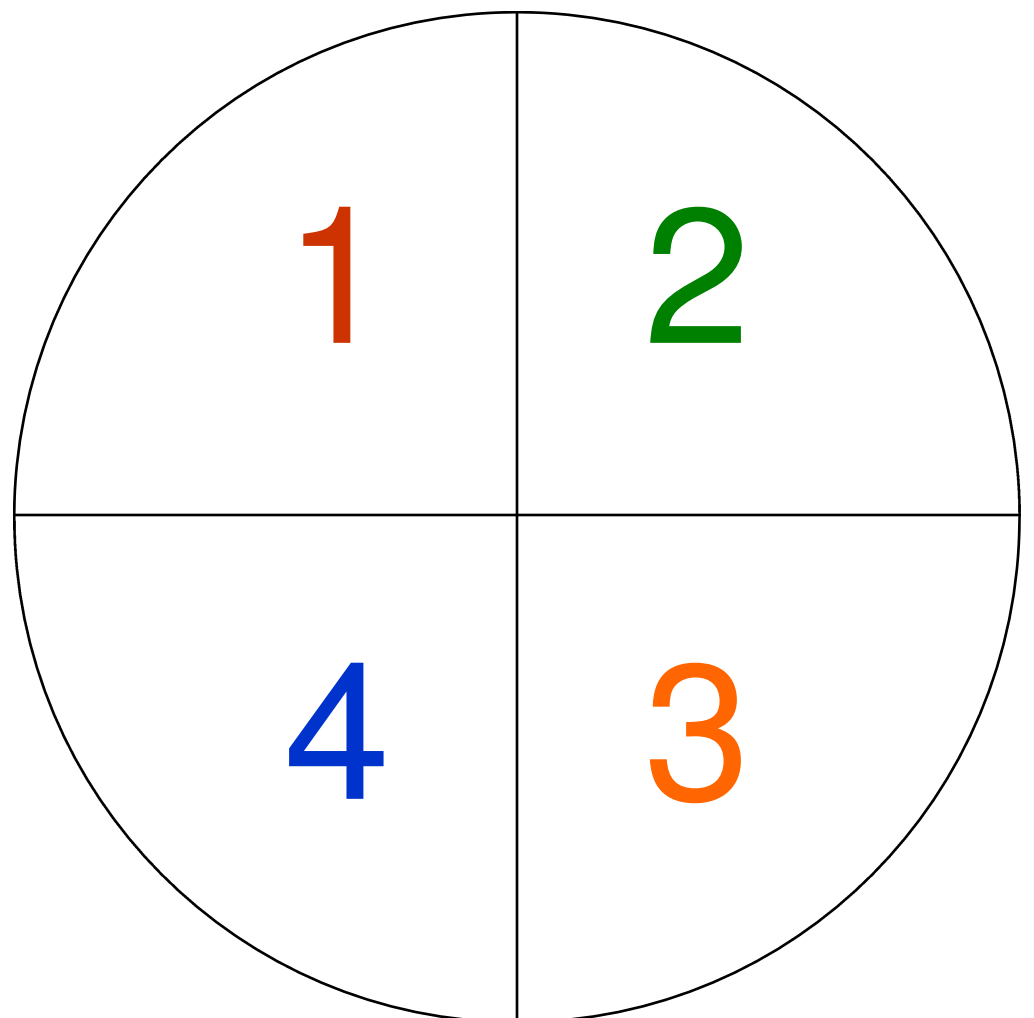
### Healthy Water Hopscotch

#### How to play:


Spin the spinner once at your stop and move the number of spaces indicated on the spinner.

Follow the directions on the sign. Some spaces require you to collect pollution (tokens) in your cup. Others require you to remove or clean up pollution (tokens).

See how many pollutants (tokens) you have in your cup at the end of the game!



Activity adapted from:





# Sewage leak from old pipe



## Add 4 tokens to your cup

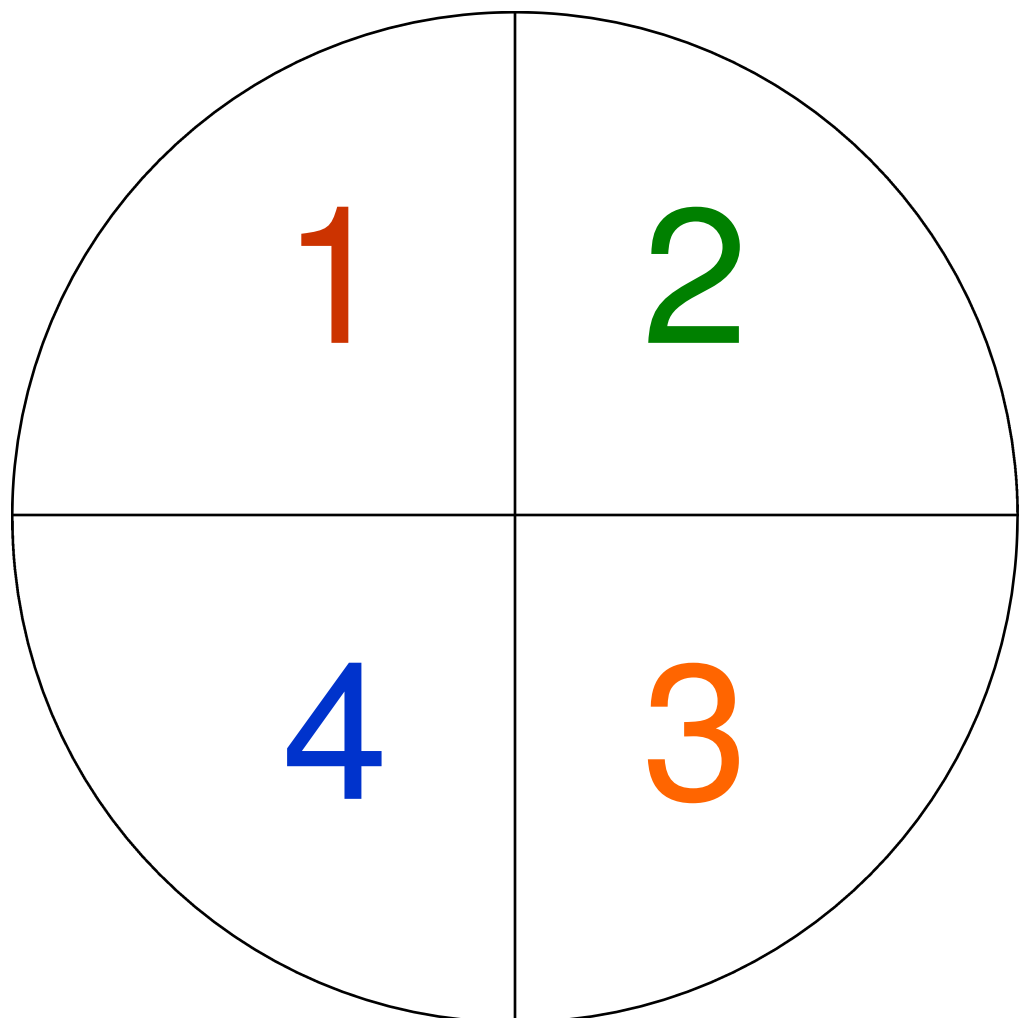
### Healthy Water Hopscotch

#### How to play:


Spin the spinner once at your stop and move the number of spaces indicated on the spinner.

Follow the directions on the sign. Some spaces require you to collect pollution (tokens) in your cup. Others require you to remove or clean up pollution (tokens).


See how many pollutants (tokens) you have in your cup at the end of the game!



Activity adapted from:



# FINISH



Count the number of pollutants (tokens) in your cup. Check out the dry erase board to compare your water quality with those that have gone through before you.

For more information about water quality contact your local:

- Soil and Water Conservation District
- Cooperative Extension Office
- Natural Resource Conservation Service
- Department of Environmental Management
- Department of Natural Resources